

## Chapter : 2001 Ministry of Energy and Mineral Resources

**Creation:** The Ministry of Energy and Mineral Resources was established lately in 1984 and entrusted with administering and organizing the energy sector under Ministry of Energy and Mineral Resources Organization and Administration Bylaw No.(26) for the year 1985 in a way that achieves the national objectives and responsible for the comprehensive planning of the sector in terms of organizing ,and setting the public policies and ensuring their implementation in a way that achieves to provide the energy needed for comprehensive sustainable development with the lowest possible cost and the best appropriate standards through the development and implementation of policies, legislation and programs.  
Under government departments and institutions restructuring Bylaw No.(17) for the year (2014) clause c/1. The Natural Resources Authority has elapsed that it established under Natural Resources Affairs Organization Law No.(12) for the year 1968 ,the Authority's rights and assets passed to the Ministry of Energy and Mineral Resources except organizational tasks.  
After the issuance of Energy and Minerals Regulatory Commission Law No.(8) of 2017 the Commission took functions and authorities concerning the granting of licenses and permits to persons working in the sector and some of the tasks related to that moved from the Ministry of Energy and Mineral Resources to the Commission to implement their.

**Vision :** Achieving of a secure sustainable supply of energy and optimal utilization of natural resources

**Mission:** Setting and developing the appropriate policies and legislations to achieve a secure sustainable supply of energy and the optimum utilization of natural resources according to the best international practices.

**Legal Framework :** Provisions of Ministry Organization and Administration Bylaw No. (26) 1985

### Tasks of the Ministry / Department:

- Setting and developing the appropriate policies and legislations complies with international best practices to achieve a secure sustainable supply of energy and the optimum utilization of natural resources.

### Ministry/Department Contribution to the Achievement of the National Objectives:

- Achieve the sustained growth rates to ensure a good standard of living for all citizens
- Create an attractive investment environment capable of attracting the foreign capital and encourage local investment.
- Maintain the financial and monetary stability, controlling the budget deficit and building an efficient and low-risk financial system.
- Improve the level of services provided to the citizens and justice in the distribution.
- Reduce levels of poverty and unemployment and build an effective social protection system.
- Achieve the developmental balance between the governorates in light of applying the decentralization approach.
- Build a generation able to creativity and innovation with high productivity.

### Major Issues and Challenges which face the Ministry / Department:

- Lack of domestic commercial sources of energy and reliance on imports.
- The annual high cost of importing energy
- High growth rates in demand of energy due to population increase
- The magnitude of the necessary investment size in energy industry and its facilities
- Lack of investment size in the mining sector

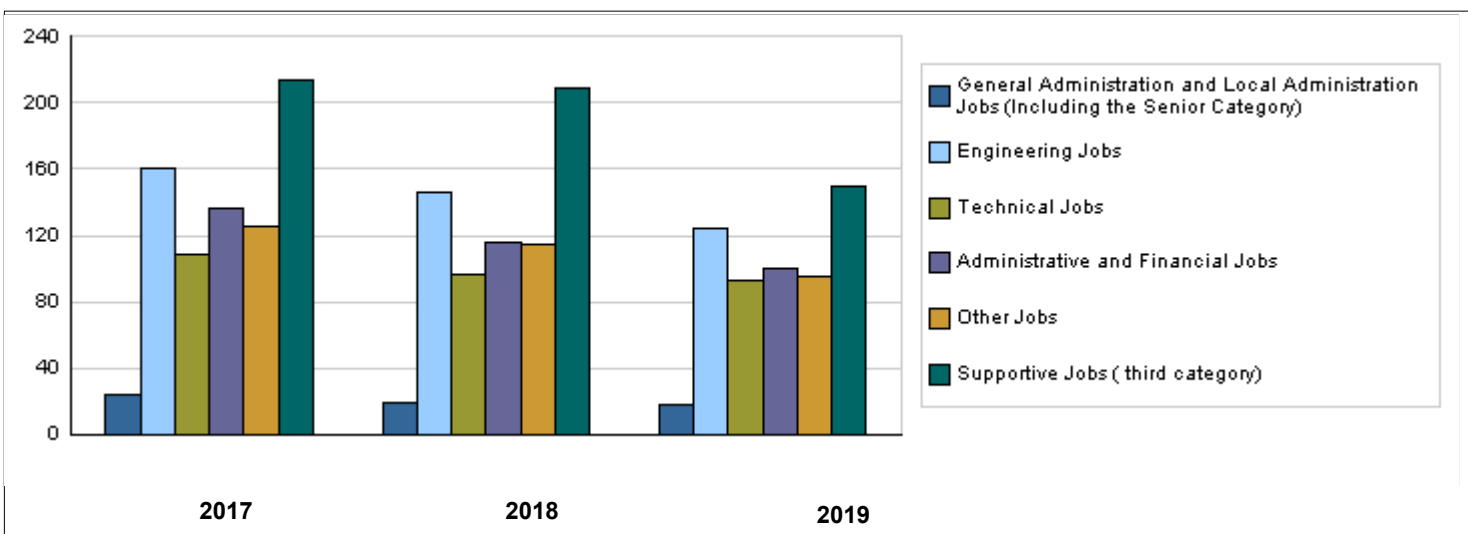
## CHAPTER : 2001 Ministry of Energy and Mineral Resources

### Strategic Objectives and Performance Indicators of the Ministry / Department

Strategic Objective	Performance Indicator	Base year	Value	Actual Value	Target Value	Preliminary Self Evaluation	Target Value		
				2017	2018	2018	2019	2020	2021
1 - To maintain a secure supply of oil derivatives	1 Percentage of securing supply of petroleum products	2015	%100	%100	%100	%100	%100	%100	%100
2 - To maintain a secure supply of electricity power	1 Percentage of a secure supply of electricity energy	2015	%100	%100	%100	%100	%100	%100	%100
3 - To increase the contribution of natural gas in the total energy mix	1 Percentage of natural gas contribution to total energy mixture	2015	%22	%35	%36	%36	%36	%36	%36
	2 Percentage of natural gas contribution in Electricity generation	2015	%85	%87	%85	%85	%85	%85	%85
4 - To increase the contribution of renewable energy in the total energy mix	1 Percentage of renewable energy contribution to total energy mixture	2015	%2	%6	%8	%8	%8	%9	%10
	2 Percentage of renewable energy contribution in Electricity generation	2015	%1	%7	%11	%11	%15	%20	%20
5 - To rationalize the consumption of energy and improve its efficiency in all sectors by 20% by 2020	1 Percentage of energy rationalization and its efficiency improvement by referring to consumption of 2007	2015	%7.1	%10	%15	%15	%12	%13	%14
6 - To increase the investment in the mining sector	1 Number of implemented excavation projects in the mining sector.	2015	2	5	7	7	8	9	10
7 - To observe and analysis of the Earthquake information	1 Number of new stations	2015	1	4	2	2	8	9	10
	2 Number of stations updated with information transfer mean	2015	13	17	19	19	20	21	23
8 - To enhance the relations and international cooperation	1 Number of signed memorandums of understanding and cooperation protocols	2015	7	14	15	15	20	21	23
9 - To promote the efficiency of institutional performance	1 Percentage of service recipients' satisfaction	2015	%83	%88	%93	%93	%93	%94	%95
10 - To develop, motivate and build the capacities of human resources	1 Percentage of employees' satisfaction	2015	%73	%82	%81	%81	%83	%84	%85
11 - To achieve the efficient financial performance	1 Preserve the percentage of budget performance of current expenditures	2015	%96	%93	%96	%96	%96	%96	%96
	2 Preserve the percentage of budget performance of capital expenditures	2015	%95	%80	%85	%85	%85	%85	%85

### Number of Staff of the Ministry / Department

Group	Job	2017			2018			Preliminary 2019		
		Male	Female	Total	Male	Female	Total	Male	Female	Total
General Administration and Local Administration Jobs (Including the Senior Category)	Supervisory and Leadership jobs	18	6	24	15	4	19	14	4	18
Engineering Jobs	Engineer	105	56	161	96	50	146	89	35	124
Technical Jobs	Technical jobs (Programmer, Researcher,...)	80	29	109	75	22	97	71	22	93
Administrative and Financial Jobs	Administrative and Financial jobs	92	44	136	88	28	116	80	20	100
Other Jobs	Other jobs	95	30	125	89	25	114	81	14	95
Supportive Jobs ( third category)	Supportive employee (Driver, Office Boy,...)	189	25	214	186	23	209	130	20	150
<b>Total</b>		<b>579</b>	<b>190</b>	<b>769</b>	<b>549</b>	<b>152</b>	<b>701</b>	<b>465</b>	<b>115</b>	<b>580</b>
<b>Total Cost of Salaries</b>		<b>3532886</b>	<b>1159323</b>	<b>4692209</b>	<b>3618231</b>	<b>1001769</b>	<b>4620000</b>	<b>3762491</b>	<b>930509</b>	<b>4693000</b>



#### Key Information of the Ministry / Department

No.	Description	2015	2016	2017	2018	2019
1	Number of oil companies working in the oil sector	6	12	12	12	12
2	Contribution of wind energy to the energy mix/ a percentage	1.125	5	5	5	5
3	Number of cumulative programs in energy conservation and improving efficiency	3	8	10	10	10
4	Increased spread of solar water heaters for domestic purposes/ a percentage	12	12.5	15	15	15

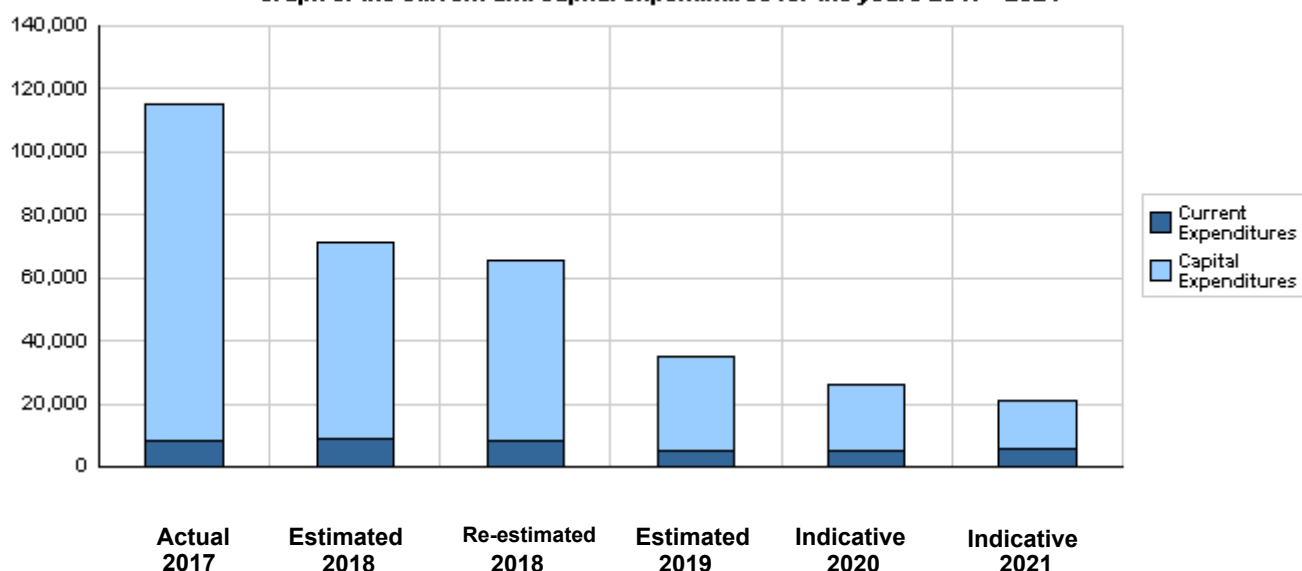
**Overall Summary of Expenditures for Chapter 2001- Ministry of Energy and Mineral Resources  
for the Years 2017 - 2021**

( In JDs )

Description		Actual 2017	Estimated 2018	Re-estimated 2018	Estimated 2019	Indicative 2020 2021	
<b>Group</b>	<b>Current Expenditures</b>						
2111	Salaries, Wages and Allowances	4,249,519	4,500,000	4,180,000	4,247,000	4,300,000	4,354,000
2121	Social Security Contributions	442,690	440,000	440,000	446,000	456,000	466,000
2211	Use of Goods and Services	401,718	450,000	405,000	527,000	568,000	568,000
2631	Support to General Government Units	3,293,000	3,375,000	3,024,000	0	0	0
2821	Other Current Expenditures	13,261	20,000	18,000	18,000	18,000	18,000
<b>Total current expenditures</b>		<b>8,400,188</b>	<b>8,785,000</b>	<b>8,067,000</b>	<b>5,238,000</b>	<b>5,342,000</b>	<b>5,406,000</b>
<b>Capital Expenditures</b>							
2111	Salaries, Wages and Allowances	12,480	0	0	0	0	0
2211	Use of Goods and Services	979,356	1,797,000	1,012,000	1,125,000	1,125,000	1,125,000
2511	Subsidies to Public Corporations	235,968	300,000	0	50,000	50,000	50,000
2632	Subsidy to General Government Units/ Capital	7,155,000	3,600,000	3,054,000	0	0	0
2822	Other Capital Expenditures	12,430,711	12,960,000	12,230,000	8,290,000	3,370,000	2,370,000
3111	Buildings and Constructions	25,626,925	8,360,000	7,960,000	6,130,000	5,330,000	830,000
3112	Devices, Machinery and Equipment	58,927,403	32,503,000	31,698,000	10,895,000	4,585,000	2,585,000
3122	Inventories	44,657	60,000	50,000	60,000	60,000	60,000
3141	Lands	1,242,308	3,150,000	1,400,000	3,250,000	5,930,000	8,430,000
<b>Total capital expenditures</b>		<b>106,654,808</b>	<b>62,730,000</b>	<b>57,404,000</b>	<b>29,800,000</b>	<b>20,450,000</b>	<b>15,450,000</b>
<b>Treasury</b>		<b>106,654,808</b>	<b>62,730,000</b>	<b>57,404,000</b>	<b>29,800,000</b>	<b>20,450,000</b>	<b>15,450,000</b>
<b>Total current and capital expenditures</b>		<b>115,054,996</b>	<b>71,515,000</b>	<b>65,471,000</b>	<b>35,038,000</b>	<b>25,792,000</b>	<b>20,856,000</b>

( Thousands of JDs )

**Graph of the current and capital expenditures for the years 2017 - 2021**

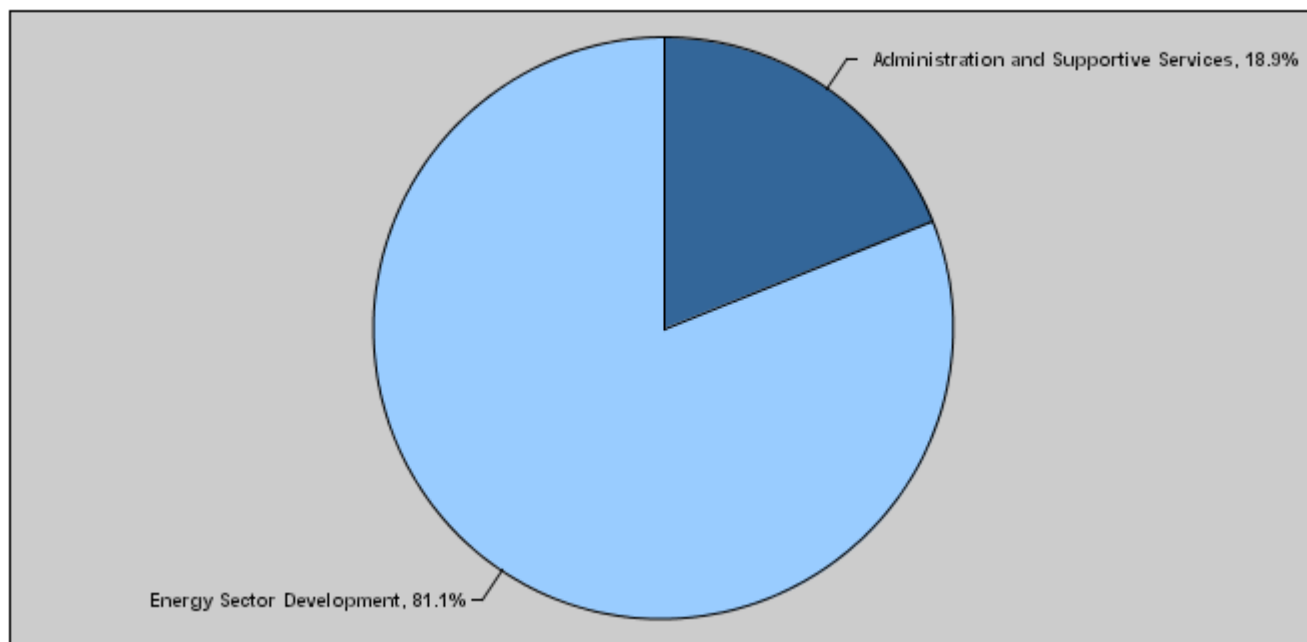


**Budget of Chapter 2001 - Ministry of Energy and Mineral Resources  
For the Year 2019 Distributed According to Program**

( In JDs )

Prog.	Description	Current Expenditures	Capital Expenditures	Total Expenditures
3501	Administration and Supportive Services	5,238,000	1,400,000	6,638,000
3505	Energy Sector Development	0	28,400,000	28,400,000
	<b>Total</b>	<b>5,238,000</b>	<b>29,800,000</b>	<b>35,038,000</b>

**Total Expenditures for the Year 2019 Distributed According to Programs**



**Estimated Allocations for Females distributed according to Programs for the Years 2017 - 2021**

Program	2017	2018	2019	2020	2021
3501 Administration and Supportive Services	1276797	1109460	1047600	1068400	1081200
3505 Energy Sector Development	823250	756000	0	0	0
<b>Total</b>	<b>2100047</b>	<b>1865460</b>	<b>1047600</b>	<b>1068400</b>	<b>1081200</b>

**Budget Chapter 2001 - Ministry of Energy and Mineral Resources Distributed According to the Program**

**3501 Administration and Supportive Services Program**

**Objective of the program :**

- Improve the administrative capacities of all administrative units in the Ministry.
- Improve the management of the programs and projects implemented by Ministry.

**The strategic objective related to the program :**

- 1- Enhance the international relations and cooperation.
- 2- Promote the efficiency of institutional performance.
- 3- Develop, motivate and build the capacities of human resources.
- 4- Achieve the efficient financial performance.

**Directorates associated with the program :**

- #- Planning and International Cooperation Directorate
- Financial Affairs Directorate
- Human Resources Directorate
- Internal Control Unit
- Public Relations Unit
- Information Technology Directorate
- Legal Affairs Unit
- Administrative Services Directorate
- Follow-up Unit
- Institutional Work Development Unit
- Projects Management Unit
- Statistics and Information Unit

**Services provided by the program :**

- Provide the various activities support of the Ministry.
- Provide the administrative infrastructure such as the computerization of the Ministry's works.
- Provide transport means for employees and projects.
- Provide different equipment and furniture.
- Allocate financial appropriations for all the Ministry projects.
- Archive the works of the Ministry.
- Follow up the mail of the Ministry and receive the official delegates.
- Provide required legal services and consultations.

**Staff working in the program :**

The program is implemented through a functional staff in 2018 estimated with ( 343 ) staff, including ( 225 ) males and ( 118 ) females .

**Performance Measurement Indicators for Program**

Performance Measurement Indicator	Base Year	Value	Actual value	Target Value	Preliminary Self Evaluation	Target Value		
			2017	2018		2018	2019	2020
1 Percentage of service recipients' satisfaction	2015	%83	%88	%93	%93	%93	%94	%95
2 Percentage of partners' satisfaction	2015	%81	%83	%83	%83	%86	%87	%88
3 Keeping the percentage of budget performance of current expenditures	2015	%96	%93	%96	%96	%96	%96	%96
4 Keeping the percentage of budget performance of capital expenditures	2015	%95	%80	%85	%85	%85	%85	%85
5 Number of electronic services	2015	1	9	12	12	12	14	16
6 Percentage of staff satisfaction	2015	%73	%82	%81	%81	%83	%84	%85
7 Average of number of training hours per employee	2015	16	24	28	28	28	30	32

**Appropriations Of Administration and Supportive Services Program as Per Activities and Projects. ( In JDs )**

Activities and Projects	Actual	Estimated	Re-estimated	Estimated	Indicative	
	2017	2018	2018	2019	2020	2021
<b>Current Expenditures</b>	<b>5,107,188</b>	<b>5,410,000</b>	<b>5,043,000</b>	<b>5,238,000</b>	<b>5,342,000</b>	<b>5,406,000</b>
601 Administrative and Support Services	5,107,188	5,410,000	5,043,000	5,238,000	5,342,000	5,406,000
<b>Capital Expenditures</b>	<b>1,017,650</b>	<b>2,225,000</b>	<b>1,290,000</b>	<b>1,400,000</b>	<b>1,400,000</b>	<b>1,400,000</b>
001 Institutional Capacities Enhancement Project	1,017,650	2,125,000	1,240,000	1,400,000	1,400,000	1,400,000
002 E-Government/ Smart Project	0	100,000	50,000	0	0	0
<b>Program / Treasury</b>	<b>1,017,650</b>	<b>2,225,000</b>	<b>1,290,000</b>	<b>1,400,000</b>	<b>1,400,000</b>	<b>1,400,000</b>
<b>Total Program</b>	<b>6,124,838</b>	<b>7,635,000</b>	<b>6,333,000</b>	<b>6,638,000</b>	<b>6,742,000</b>	<b>6,806,000</b>

**Budget Chapter 2001 - Ministry of Energy and Mineral Resources Distributed According to the Program**

<b>3505</b>	<b>Energy Sector Development Program</b>
<b>Objective of the program :</b>	
<ul style="list-style-type: none"> <li>- Achieve a secure sustainable supply of energy.</li> <li>- Study the economic and investment feasibility of projects.</li> <li>- Expropriate lands, purchase equipment for the required projects to achieve the strategic objectives of the Ministry.</li> </ul>	
<b>The strategic objective related to the program :</b>	
<ol style="list-style-type: none"> <li>1- Maintain a secure supply of oil derivations.</li> <li>2- Maintain a secure supply of electricity power.</li> <li>3- Increase the contribution of natural gas in the total energy mix.</li> <li>4- Increase the contribution of renewable energy in the total energy mix.</li> <li>5- Rationalize the consumption of energy and improve its efficiency in all sectors by 20 percent by 2020.</li> <li>6- Increase the investment in the mining sector.</li> <li>7- Observe and analysis the earthquake information.</li> </ol>	
<b>Directorates associated with the program :</b>	
<ul style="list-style-type: none"> <li>- Rural Electricity Directorate</li> <li>- Petroleum and Derivatives Directorate</li> <li>- Renewable Energy Directorate</li> <li>- Natural Gas Directorate</li> <li>- Petroleum and Oil Shale Directorate</li> <li>- Laboratories and Quality Control Directorate</li> <li>- Geology Directorate</li> <li>- Renewable Energy and Energy Efficiency Promotion Fund</li> <li>- Projects Management Unit</li> <li>- Electricity Directorate</li> </ul>	
<b>Services provided by the program :</b>	
<ul style="list-style-type: none"> <li>- Achieve the security of energy supply.</li> <li>- Diversify energy sources and forms.</li> <li>- Liberalize energy markets.</li> <li>- Develop and exploit the traditional and renewable local energy sources, oil shale and uranium.</li> <li>- Create opportunities for the private sector and encourage it to invest in the infrastructure projects.</li> <li>- Enhance regional linkage projects for energy and rationalize consumption.</li> </ul>	
<b>Staff working in the program :</b>	
The program is implemented through a functional staff in 2018 estimated with ( 358 ) staff, including ( 324 ) males and ( 34 ) females .	

**Performance Measurement Indicators for Program**

	Performance Measurement Indicator	Base Year	Value	Actual value	Target Value	Preliminary Self Evaluation	Target Value		
				2017	2018	2018	2019	2020	2021
1	Percentage of a secure supply of petroleum products	2015	%100	%100	%100	%100	%100	%100	%100
2	Percentage of a secure supply of electricity energy	2015	%100	%100	%100	%100	%100	%100	%100
3	Percentage of natural gas contribution to total energy mix	2015	%22	%35	%36	%36	%36	%36	%36
4	Percentage of natural gas contribution in Electricity generation	2015	%85	%87	%85	%85	%85	%85	%85
5	Percentage of renewable energy contribution to total energy mixture	2015	%2	%6	%8	%8	%8	%9	%10
6	Percentage of renewable energy contribution in Electricity generation	2015	%1	%7	%11	%11	%15	%20	%20
7	Percentage of energy rationalization and its efficiency improvement by referring to consumption of 2007	2015	%7.1	%10	%15	%15	%12	%13	%14
8	Number of implemented excavation projects in mining sector	2015	2	5	7	7	8	9	10
9	Number of new stations	2015	1	4	2	2	8	9	10
10	Numbers of stations updated with information transfer mean	2015	13	17	19	19	20	21	23

**Appropriations Of Energy Sector Development Program as Per Activities and Projects.**

( In JDs )

Activities and Projects	Actual	Estimated	Re-estimated	Estimated	Indicative	
	2017	2018	2018	2019	2020	2021
<b>Current Expenditures</b>	<b>3,293,000</b>	<b>3,375,000</b>	<b>3,024,000</b>	<b>0</b>	<b>0</b>	<b>0</b>
601 Energy sector management	3,293,000	3,375,000	3,024,000	0	0	0
<b>Capital Expenditures</b>	<b>105,637,158</b>	<b>60,505,000</b>	<b>56,114,000</b>	<b>28,400,000</b>	<b>19,050,000</b>	<b>14,050,000</b>
002 Encouraging the establishment Natural Gas Distribution Network in many cities in the Kingdom/ Expropriation	242,942	1,000,000	500,000	400,000	1,000,000	1,000,000
008 Establishing Energy Efficiency Fund	235,968	300,000	0	50,000	50,000	50,000
010 Supporting the Atomic Energy Commission projects	7,155,000	3,600,000	3,054,000	0	0	0
014 Exploiting wind energy for electricity generation (Fajj)	999,366	1,250,000	800,000	200,000	0	0
021 Thermal solar energy to generate electricity (CSP) / European grant	0	0	0	100,000	0	0

**Budget Chapter 2001 - Ministry of Energy and Mineral Resources Distributed According to the Program**

3505 Energy Sector Development Program		Appropriations Of Energy Sector Development Program as Per Activities and Projects. ( In JDs )					
Activities and Projects		Actual 2017	Estimated 2018	Re-estimated 2018	Estimated 2019	Indicative 2020 2021	
<b>Capital Expenditures</b>		<b>105,637,158</b>	<b>60,505,000</b>	<b>56,114,000</b>	<b>28,400,000</b>	<b>19,050,000</b>	<b>14,050,000</b>
022	Promoting the use of solar heaters in cooperation with the National Center for Research and Development / European grant	50,000	0	0	50,000	50,000	50,000
023	Establishing Customer Service Office/ European grant	24,576	50,000	50,000	50,000	50,000	50,000
024	Rationalize energy use in cooperation with the National Center for Research and Development/ European grant	0	30,000	0	50,000	50,000	50,000
025	Building and equipping Liquefied Natural Gas Terminal/ Aqaba	363	230,000	180,000	1,200,000	0	0
027	Jordanian nuclear power plant	9,125,000	5,000,000	5,000,000	2,800,000	0	0
029	Facilities for storing petroleum derivatives	15,343,163	11,230,000	11,230,000	7,500,000	7,500,000	0
031	Jordanian- Iraqi Oil Pipeline	0	100,000	100,000	300,000	2,000,000	2,500,000
033	Evaluate the direct tenders of renewable energy projects/ European grant.	193,730	1,070,000	900,000	600,000	1,000,000	1,000,000
035	Renewable energy projects for electricity generation- wind energy/ Maan	23,547,710	20,000	20,000	0	0	0
036	Renewable energy projects for electricity generation - solar energy/ Aqaba	44,477,758	30,430,000	30,430,000	6,600,000	0	0
037	Implementing energy auditing studies for institutions / European grant	0	200,000	200,000	200,000	200,000	200,000
039	Expanding electricity generation project using the solar cells in Azraq	0	490,000	100,000	2,000,000	1,500,000	1,500,000
046	Modernizing Jordan Seismological Observatory	64,134	100,000	100,000	100,000	100,000	100,000
047	Oil Shale Exploration	180,460	10,000	10,000	20,000	0	0
048	Exploration for minerals resources	0	200,000	50,000	100,000	100,000	100,000
049	Petroleum Exploration through marketing explorative areas	0	500,000	200,000	200,000	200,000	200,000
050	Solar cells for homes/ European grant	63,675	375,000	200,000	500,000	500,000	500,000
051	Solar heaters for homes/ European grant	573,313	1,500,000	1,200,000	800,000	850,000	850,000
052	Seismic and geological surveys	0	300,000	100,000	100,000	100,000	100,000
054	Executing the National Plan for Energy Efficiency / European grant	0	20,000	0	50,000	50,000	50,000
055	Executing the natural gas line / Sheikh Hussein Crossing	0	900,000	100,000	2,500,000	3,230,000	5,230,000
057	Building a solar energy plant to generate electricity for the Synchrotron Light accelerator with size (6) Megawatts / Europe grant	3,360,000	1,000,000	1,000,000	510,000	0	0
058	Houses roofs insulation / European grant	0	10,000	0	0	0	0
059	Solar cells of mosques / European grant	0	570,000	570,000	500,000	500,000	500,000
060	Geo-chemical and Geo-physical studies	0	20,000	20,000	20,000	20,000	20,000
061	The extension of electricity generation project using the solar cells in Azraq / with (1) megawatt capacity	0	0	0	900,000	0	0
<b>Program / Treasury</b>		<b>105,637,158</b>	<b>60,505,000</b>	<b>56,114,000</b>	<b>28,400,000</b>	<b>19,050,000</b>	<b>14,050,000</b>
<b>Total Program</b>		<b>108,930,158</b>	<b>63,880,000</b>	<b>59,138,000</b>	<b>28,400,000</b>	<b>19,050,000</b>	<b>14,050,000</b>



Current Activities Appropriations According to Program								
Prog.	Activites		Actual	Estimated	Re-estimated	Estimated	Indicative	Indicative
			2017	2018	2018	2019	2020	2021
3505	601	Energy sector management	3293000	3375000	3024000	0	0	0
		Total of Program	3293000	3375000	3024000	0	0	0
3501	601	Administrative and Support Services	5107188	5410000	5043000	5238000	5342000	5406000
		Total of Program	5107188	5410000	5043000	5238000	5342000	5406000
		Total	8400188	8785000	8067000	5238000	5342000	5406000

Capital Projects Appropriations According to Program								
Prog.	Projects		Actual	Estimated	Re-estimated	Estimated	Indicative	Indicative
			2017	2018	2018	2019	2020	2021
3505	002	Encouraging the establishment Natural Gas Distribution Network in many cities in the Kingdom/ Expropriation	242942	1000000	500000	400000	1000000	1000000
	008	Establishing Energy Efficiency Fund	235968	300000	0	50000	50000	50000
	010	Supporting the Atomic Energy Commission projects	7155000	3600000	3054000	0	0	0
	014	Exploiting wind energy for electricity generation (Fajij)	999366	1250000	800000	200000	0	0
	021	Thermal solar energy to generate electricity (CSP) / European grant	0	0	0	100000	0	0
	022	Promoting the use of solar heaters in cooperation with the National Center for Research and Development / European grant	50000	0	0	50000	50000	50000
	023	Establishing Customer Service Office/ European grant	24576	50000	50000	50000	50000	50000
	024	Rationalize energy use in cooperation with the National Center for Research and Development/ European grant	0	30000	0	50000	50000	50000
	025	Building and equipping Liquefied Natural Gas Terminal/ Aqaba	363	230000	180000	1200000	0	0
	027	Jordanian nuclear power plant	9125000	5000000	5000000	2800000	0	0
	029	Facilities for storing petroleum derivatives	15343163	11230000	11230000	7500000	7500000	0
	031	Jordanian- Iraqi Oil Pipeline	0	100000	100000	300000	2000000	2500000
	033	Evaluate the direct tenders of renewable energy projects/ European grant.	193730	1070000	900000	600000	1000000	1000000
	035	Renewable energy projects for electricity generation- wind energy/ Maan	23547710	20000	20000	0	0	0
	036	Renewable energy projects for electricity generation - solar energy/ Aqaba	44477758	30430000	30430000	6600000	0	0
	037	Implementing energy auditing studies for institutions / European grant	0	200000	200000	200000	200000	200000
	039	Expanding electricity generation project using the solar cells in Azraq	0	490000	100000	2000000	1500000	1500000
	046	Modernizing Jordan Seismological Observatory	64134	100000	100000	100000	100000	100000
	047	Oil Shale Exploration	180460	10000	10000	20000	0	0
	048	Exploration for minerals resources	0	200000	50000	100000	100000	100000
	049	Petroleum Exploration through marketing explorative areas	0	500000	200000	200000	200000	200000
	050	Solar cells for homes/ European grant	63675	375000	200000	500000	500000	500000
	051	Solar heaters for homes/ European grant	573313	1500000	1200000	800000	850000	850000
	052	Seismic and geological surveys	0	300000	100000	100000	100000	100000
	054	Executing the National Plan for Energy Efficiency / European grant	0	20000	0	50000	50000	50000
	055	Executing the natural gas line / Sheikh Hussein Crossing	0	900000	100000	2500000	3230000	5230000
	057	Building a solar energy plant to generate electricity for the Synchrotron Light accelerator with size (6) Megawatts / Europe grant	3360000	1000000	1000000	510000	0	0
	058	Houses roofs insulation / European grant	0	10000	0	0	0	0
	059	Solar cells of mosques / European grant	0	570000	570000	500000	500000	500000
	060	Geo-chemical and Geo-physical studies	0	20000	20000	20000	20000	20000
	061	The extension of electricity generation project using the solar cells in Azraq / with (1) megawatt capacity	0	0	0	900000	0	0
		Total of Program	105637158	60505000	56114000	28400000	19050000	14050000

( In JDs )

<b>Capital Projects Appropriations According to Program</b>								
<b>Prog.</b>	<b>Projects</b>		<b>Actual</b>	<b>Estimated</b>	<b>Re-estimated</b>	<b>Estimated</b>	<b>Indicative</b>	<b>Indicative</b>
			<b>2017</b>	<b>2018</b>	<b>2018</b>	<b>2019</b>	<b>2020</b>	<b>2021</b>
<b>3501</b>	<b>001</b>	<b>Institutional Capacities Enhancement Project</b>	<b>1017650</b>	<b>2125000</b>	<b>1240000</b>	<b>1400000</b>	<b>1400000</b>	<b>1400000</b>
	<b>002</b>	<b>E-Government/ Smart Project</b>	<b>0</b>	<b>100000</b>	<b>50000</b>	<b>0</b>	<b>0</b>	<b>0</b>
		<b>Total of Program</b>	<b>1017650</b>	<b>2225000</b>	<b>1290000</b>	<b>1400000</b>	<b>1400000</b>	<b>1400000</b>
		<b>Total</b>	<b>106654808</b>	<b>62730000</b>	<b>57404000</b>	<b>29800000</b>	<b>20450000</b>	<b>15450000</b>

# Overall Summary of Current Expenditures for the Years 2017 - 2021

## Chapter: 2001 Ministry of Energy and Mineral Resources

( In JDs )

Group	Item	Description	Actual 2017	Estimated 2018	Re-estimated 2018	Estimated 2019	Indicative 2020	Indicative 2021
21		<b>Compensations of Employees</b>						
2111		<b>Salaries, Wages and Allowances</b>						
	101	Classified Employees	250868	240000	230000	210000	205000	200000
	102	Unclassified Employees	1087263	1110000	970000	956000	971000	987000
	103	Comprehensive Contract Employees	68220	80000	72000	75000	77000	80000
	105	Personal Cost of Living Allowance	822618	850000	825000	831000	843000	856000
	106	Family Cost of Living Allowance	89925	105000	82000	85000	87000	89000
	110	Overtime Allowance	118217	150000	120000	140000	140000	140000
	111	Additional Allowance	1044646	1010000	1000000	981000	996000	1006000
	113	Transportation Allowance	164731	195000	160000	170000	175000	180000
	114	Transport Allowance	55136	60000	50000	56000	57000	58000
	115	Field Visit Allowance	23721	30000	21000	25000	26000	27000
	116	Employees' Bonuses	477264	550000	550000	555000	555000	555000
	120	Contract Employees	46910	120000	100000	163000	168000	176000
		<b>Total</b>	<b>4249519</b>	<b>4500000</b>	<b>4180000</b>	<b>4247000</b>	<b>4300000</b>	<b>4354000</b>
2121		<b>Social Security Contributions</b>						
	301	Social Security	442690	440000	440000	446000	456000	466000
		<b>Total</b>	<b>442690</b>	<b>440000</b>	<b>440000</b>	<b>446000</b>	<b>456000</b>	<b>466000</b>
22		<b>Use of Goods and Services</b>						
2211		<b>Use of Goods and Services</b>						
	201	Rents	560	0	0	0	0	0
	202	Telecommunications Services	13358	19000	16000	12000	15000	15000
	203	Water	3885	10000	8000	8000	6000	6000
	204	Electricity	75345	90000	68000	70000	70000	70000
	205	Fuels	78500	86000	71000	71000	71000	71000
	206	Maintenance of Machines, furniture and accessories	9974	7000	7000	7000	7000	7000
	207	Maintenance of vehicles, equipment and accessories	29816	25000	25000	25000	25000	25000
	208	Repair and maintenance of buildings and accessories	8161	5000	5000	7000	7000	7000
	209	Stationery, Publications and Office Supplies	10997	20000	17000	10000	15000	15000
	210	Substances and raw materials (medicines, clothes, food, films, etc..)	2958	3000	3000	0	0	0
	211	Cleaning services and supplies including cleaning contracts	38394	40000	40000	98000	98000	98000
	212	Insurance	33588	40000	40000	40000	40000	40000
	213	Official Travel Missions	66187	75000	75000	70000	65000	65000
	214	Goods and services expenses	29995	30000	30000	109000	149000	149000
		<b>Total</b>	<b>401718</b>	<b>450000</b>	<b>405000</b>	<b>527000</b>	<b>568000</b>	<b>568000</b>
26		<b>Subsidy / Grants</b>						
2631		<b>Support to General Government Units</b>						
	313	Support to general government units/current	3293000	3375000	3024000	0	0	0
		<b>Total</b>	<b>3293000</b>	<b>3375000</b>	<b>3024000</b>	<b>0</b>	<b>0</b>	<b>0</b>
28		<b>Other Expenditures</b>						
2821		<b>Other Current Expenditures</b>						
	302	Contributions	4276	7000	7000	7000	7000	7000
	303	Scientific scholarships and training courses	6185	8000	8000	8000	8000	8000
	305	Non-Employees' Bonuses	2800	5000	3000	3000	3000	3000
		<b>Total</b>	<b>13261</b>	<b>20000</b>	<b>18000</b>	<b>18000</b>	<b>18000</b>	<b>18000</b>
		<b>Total of Chapter</b>	<b>8400188</b>	<b>8785000</b>	<b>8067000</b>	<b>5238000</b>	<b>5342000</b>	<b>5406000</b>

Program : 3501 - Administration and Support Services								
Activity : 601 - Administrative and Support Services								
Group	Item	Description	Actual 2017	Estimated 2018	Re-estimated 2018	Estimated 2019	Indicative 2020	Indicative 2021
<b>21</b>		<b>Compensations of Employees</b>						
<b>2111</b>		Salaries, Wages and Allowances						
	101	Classified Employees	250868	240000	230000	210000	205000	200000
	102	Unclassified Employees	1087263	1110000	970000	956000	971000	987000
	103	Comprehensive Contract Employees	68220	80000	72000	75000	77000	80000
	105	Personal Cost of Living Allowance	822618	850000	825000	831000	843000	856000
	106	Family Cost of Living Allowance	89925	105000	82000	85000	87000	89000
	110	Overtime Allowance	118217	150000	120000	140000	140000	140000
	111	Additional Allowance	1044646	1010000	1000000	981000	996000	1006000
	113	Transportation Allowance	164731	195000	160000	170000	175000	180000
	114	Transport Allowance	55136	60000	50000	56000	57000	58000
	115	Field Visit Allowance	23721	30000	21000	25000	26000	27000
	116	Employees' Bonuses	477264	550000	550000	555000	555000	555000
	120	Contract Employees	46910	120000	100000	163000	168000	176000
		<b>Total</b>	<b>4249519</b>	<b>4500000</b>	<b>4180000</b>	<b>4247000</b>	<b>4300000</b>	<b>4354000</b>
<b>2121</b>		Social Security Contributions						
	301	Social Security	442690	440000	440000	446000	456000	466000
		<b>Total</b>	<b>442690</b>	<b>440000</b>	<b>440000</b>	<b>446000</b>	<b>456000</b>	<b>466000</b>
<b>22</b>		<b>Use of Goods and Services</b>						
<b>2211</b>		Use of Goods and Services						
	201	Rents	560	0	0	0	0	0
	202	Telecommunications Services	13358	19000	16000	12000	15000	15000
	203	Water	3885	10000	8000	8000	6000	6000
	204	Electricity	75345	90000	68000	70000	70000	70000
	205	Fuels	78500	86000	71000	71000	71000	71000
	001	Heating	20000	20000	19000	19000	19000	19000
	002	Saloon vehicles	20000	20000	17000	17000	17000	17000
	003	Transport vehicles and heavy equipment	38500	46000	35000	35000	35000	35000
	206	Maintenance of Machines, furniture and accessories	9974	7000	7000	7000	7000	7000
	207	Maintenance of vehicles, equipment and accessories	29816	25000	25000	25000	25000	25000
	208	Repair and maintenance of buildings and accessories	8161	5000	5000	7000	7000	7000
	209	Stationery, Publications and Office Supplies	10997	20000	17000	10000	15000	15000
	210	Substances and raw materials (medicines, clothes, food, films, etc..)	2958	3000	3000	0	0	0
	211	Cleaning services and supplies including cleaning contracts	38394	40000	40000	98000	98000	98000
	212	Insurance	33588	40000	40000	40000	40000	40000
	213	Official Travel Missions	66187	75000	75000	70000	65000	65000
	214	Goods and services expenses	29995	30000	30000	109000	149000	149000
	000	Goods and services expenses	29995	30000	30000	0	0	0
	001	Events and hospitality	0	0	0	10000	15000	15000
	013	Services, security and guarding contracts	0	0	0	99000	134000	134000
		<b>Total</b>	<b>401718</b>	<b>450000</b>	<b>405000</b>	<b>527000</b>	<b>568000</b>	<b>568000</b>
<b>28</b>		<b>Other Expenditures</b>						
<b>2821</b>		Other Current Expenditures						
	302	Contributions	4276	7000	7000	7000	7000	7000
	303	Scientific scholarships and training courses	6185	8000	8000	8000	8000	8000
	305	Non-Employees' Bonuses	2800	5000	3000	3000	3000	3000
		<b>Total</b>	<b>13261</b>	<b>20000</b>	<b>18000</b>	<b>18000</b>	<b>18000</b>	<b>18000</b>
		<b>Total of Activity</b>	<b>5107188</b>	<b>5410000</b>	<b>5043000</b>	<b>5238000</b>	<b>5342000</b>	<b>5406000</b>
		<b>Total of Program</b>	<b>5107188</b>	<b>5410000</b>	<b>5043000</b>	<b>5238000</b>	<b>5342000</b>	<b>5406000</b>

**Current Expenditures According to Program and Activities for the Years 2017 - 2021**

Chapter : 2001 - Ministry of Energy and Mineral Resources

(In JDs)

Program : 3505 - Energy Sector Development								
Activity : 601 - Energy sector management								
Group	Item	Description	Actual 2017	Estimated 2018	Re-estimated 2018	Estimated 2019	Indicative 2020	Indicative 2021
<b>26</b>		<b>Subsidy / Grants</b>						
<b>2631</b>		Support to General Government Units						
	<b>313</b>	Support to general government units/current	<b>3293000</b>	<b>3375000</b>	<b>3024000</b>	<b>0</b>	<b>0</b>	<b>0</b>
	017	Atomic Energy Commission	3293000	3375000	3024000	0	0	0
<b>Total</b>			<b>3293000</b>	<b>3375000</b>	<b>3024000</b>	<b>0</b>	<b>0</b>	<b>0</b>
<b>Total of Activity</b>			<b>3293000</b>	<b>3375000</b>	<b>3024000</b>	<b>0</b>	<b>0</b>	<b>0</b>
<b>Total of Program</b>			<b>3293000</b>	<b>3375000</b>	<b>3024000</b>	<b>0</b>	<b>0</b>	<b>0</b>
<b>Total of Chapter</b>			<b>8400188</b>	<b>8785000</b>	<b>8067000</b>	<b>5238000</b>	<b>5342000</b>	<b>5406000</b>

# Overall Summary of Capital Expenditures for the Years 2017 - 2021

Chapter : 2001 Ministry of Energy and Mineral Resources

( In JDs )

Group	Item	Description	Actual 2017	Estimated 2018	Re-estimated 2018	Estimated 2019	Indicative 2020	Indicative 2021
		<b>Expenditures</b>						
21		<b>Compensations of Employees</b>						
2111		Salaries, Wages and Allowances						
	501	Salaries	10363	0	0	0	0	0
	502	Wages	2117	0	0	0	0	0
		<b>Total</b>	12480	0	0	0	0	0
22		<b>Use of Goods and Services</b>						
2211		Use of Goods and Services						
	510	Buildings and facilities repair and maintenance	0	500000	30000	0	0	0
	512	Operating and Sustaining Expenditures	979356	1297000	982000	1125000	1125000	1125000
		<b>Total</b>	979356	1797000	1012000	1125000	1125000	1125000
25		<b>Subsidies</b>						
2511		Subsidies to Public Corporations						
	520	Subsidies to non-financial public corporations/ capital	235968	300000	0	50000	50000	50000
		<b>Total</b>	235968	300000	0	50000	50000	50000
26		<b>Subsidy / Grants</b>						
2632		Subsidy to General Government Units/ Capital						
	509	Subsidy to general government units/capital	7155000	3600000	3054000	0	0	0
		<b>Total</b>	7155000	3600000	3054000	0	0	0
28		<b>Other Expenditures</b>						
2822		Other Capital Expenditures						
	504	Studies, Research and Consultations	12430711	12960000	12230000	8290000	3370000	2370000
		<b>Total</b>	12430711	12960000	12230000	8290000	3370000	2370000
		<b>Fixed Assets</b>						
31		<b>Non-financial Assets</b>						
3111		Buildings and Constructions						
	508	Works and Constructions	25626925	8360000	7960000	6130000	5330000	830000
		<b>Total</b>	25626925	8360000	7960000	6130000	5330000	830000
3112		Devices, Machinery and Equipment						
	505	Equipment, Machines and Devices	58927403	32503000	31698000	10895000	4585000	2585000
		<b>Total</b>	58927403	32503000	31698000	10895000	4585000	2585000
3122		Inventories						
	503	Materials and supplies	44657	60000	50000	60000	60000	60000
		<b>Total</b>	44657	60000	50000	60000	60000	60000
3141		Lands						
	507	Lands	1242308	3150000	1400000	3250000	5930000	8430000
		<b>Total</b>	1242308	3150000	1400000	3250000	5930000	8430000
		<b>Total of Chapter</b>	106654808	62730000	57404000	29800000	20450000	15450000

# Capital Expenditures According to Program and Projects for the Years 2017 - 2021

Chapter : 2001 Ministry of Energy and Mineral Resources

( In JDs )

Program 3501 Administration and Support Services								
Project		001 Institutional Capacities Enhancement Project						
Fund Source		102001 Capital (Treasury)						
Group	Item	Description	Actual 2017	Estimated 2018	Re-estimated 2018	Estimated 2019	Indicative 2020	Indicative 2021
<b>21</b>		<b>Compensations of Employees</b>						
<b>2111</b>		Salaries, Wages and Allowances						
	501	Salaries						
	001	Salaries	10363	0	0	0	0	0
		<b>Total of Item</b>	10363	0	0	0	0	0
	502	Wages						
	001	Wages	2117	0	0	0	0	0
		<b>Total of Item</b>	2117	0	0	0	0	0
<b>22</b>		<b>Use of Goods and Services</b>						
<b>2211</b>		Use of Goods and Services						
	510	Buildings and facilities repair and maintenance						
	008	Buildings and facilities maintenance	0	500000	30000	0	0	0
		<b>Total of Item</b>	0	500000	30000	0	0	0
	512	Operating and Sustaining Expenditures						
	008	Qualifying and training expenses	65655	85000	60000	80000	80000	80000
	012	Subscriptions, insurances	19751	20000	20000	20000	20000	20000
	015	Operating systems and software	18106	20000	15000	15000	15000	15000
	017	Promotion, advertising and awareness	14954	20000	20000	30000	30000	30000
	021	Printing house	86531	95000	95000	100000	100000	100000
	035	Technical and administrative support	649397	700000	600000	600000	600000	600000
	108	Allowance for services of organizing oil derivatives distribution sector	80295	90000	70000	90000	90000	90000
	132	Services charges on examinations of chemical, physical, environmental and digital maps	0	150000	35000	145000	145000	145000
		<b>Total of Item</b>	934689	1180000	915000	1080000	1080000	1080000
<b>31</b>		<b>Non-financial Assets</b>						
<b>3111</b>		Buildings and Constructions						
	508	Works and Constructions						
	013	Buildings construction	0	10000	10000	10000	10000	10000
		<b>Total of Item</b>	0	10000	10000	10000	10000	10000
<b>3112</b>		Devices, Machinery and Equipment						
	505	Equipment, Machines and Devices						
	001	Computers and accessories	3142	30000	30000	30000	30000	30000
	003	Office supplies and equipment	0	10000	10000	10000	10000	10000
	006	Public safety devices and equipment	8912	25000	15000	15000	15000	15000
	009	Laboratories and Measurement Devices	3770	225000	150000	150000	150000	150000
	045	Geological devices	10000	25000	20000	20000	20000	20000
	068	Solar cells generating the electric energy	0	60000	10000	25000	25000	25000
		<b>Total of Item</b>	25824	375000	235000	250000	250000	250000
<b>3122</b>		Inventories						
	503	Materials and supplies						
	006	Laboratories supplies and materials	28086	30000	30000	35000	35000	35000
	019	Spare parts supplies	16571	30000	20000	25000	25000	25000
		<b>Total of Item</b>	44657	60000	50000	60000	60000	60000
		<b>Total of Project / Treasury</b>	1017650	2125000	1240000	1400000	1400000	1400000

# Capital Expenditures According to Program and Projects for the Years 2017 - 2021

Chapter : 2001 Ministry of Energy and Mineral Resources

( In JDs )

Program 3501 Administration and Support Services								
Project		002 E-Government/ Smart Project						
Fund Source		102001 Capital (Treasury)						
Group	item	Description	Actual 2017	Estimated 2018	Re-estimated 2018	Estimated 2019	Indicative 2020	Indicative 2021
22		Use of Goods and Services						
2211		Use of Goods and Services						
	512	Operating and Sustaining Expenditures						
	015	Operating systems and software	0	100000	50000	0	0	0
		<b>Total of Item</b>	0	100000	50000	0	0	0
		<b>Total of Project / Treasury</b>	0	100000	50000	0	0	0
		<b>Total of Program</b>	1017650	2225000	1290000	1400000	1400000	1400000



# Capital Expenditures According to Program and Projects for the Years 2017 - 2021

Chapter : 2001 Ministry of Energy and Mineral Resources

( In JDs )

Program 3505 Energy Sector Development								
Project		002 Encouraging the establishment Natural Gas Distribution Network in many cities in the Kingdom/ Expropriation						
Fund Source		102001 Capital (Treasury)						
Group	item	Description	Actual 2017	Estimated 2018	Re-estimated 2018	Estimated 2019	Indicative 2020	Indicative 2021
31		Non-financial Assets						
3141		Lands						
	507	Lands						
	001	Lands expropriation and purchase	242942	1000000	500000	400000	1000000	1000000
		Total of Item	242942	1000000	500000	400000	1000000	1000000
		Total of Project / Treasury	242942	1000000	500000	400000	1000000	1000000
Project		008 Establishing Energy Efficiency Fund						
Fund Source		102001 Capital (Treasury)						
Group	item	Description	Actual 2017	Estimated 2018	Re-estimated 2018	Estimated 2019	Indicative 2020	Indicative 2021
25		Subsidies						
2511		Subsidies to Public Corporations						
	520	Subsidies to non-financial public corporations/ capital						
	015	Energy Efficiency Fund	235968	300000	0	50000	50000	50000
		Total of Item	235968	300000	0	50000	50000	50000
		Total of Project / Treasury	235968	300000	0	50000	50000	50000
Project		010 Supporting the Atomic Energy Commission projects						
Fund Source		102001 Capital (Treasury)						
Group	item	Description	Actual 2017	Estimated 2018	Re-estimated 2018	Estimated 2019	Indicative 2020	Indicative 2021
26		Subsidy / Grants						
2632		Subsidy to General Government Units/ Capital						
	509	Subsidy to general government units/capital						
	055	Atomic Energy Commission	7155000	3600000	3054000	0	0	0
		Total of Item	7155000	3600000	3054000	0	0	0
		Total of Project / Treasury	7155000	3600000	3054000	0	0	0
Project		014 Exploiting wind energy for electricity generation (Fajj)						
Fund Source		102001 Capital (Treasury)						
Group	item	Description	Actual 2017	Estimated 2018	Re-estimated 2018	Estimated 2019	Indicative 2020	Indicative 2021
31		Non-financial Assets						
3141		Lands						
	507	Lands						
	001	Lands expropriation and purchase	999366	1250000	800000	200000	0	0
		Total of Item	999366	1250000	800000	200000	0	0
		Total of Project / Treasury	999366	1250000	800000	200000	0	0
Project		021 Thermal solar energy to generate electricity (CSP) / European grant						
Fund Source		102001 Capital (Treasury)						
Group	item	Description	Actual 2017	Estimated 2018	Re-estimated 2018	Estimated 2019	Indicative 2020	Indicative 2021
28		Other Expenditures						
2822		Other Capital Expenditures						
	504	Studies, Research and Consultations						
	014	Studies, research and design	0	0	0	100000	0	0
		Total of Item	0	0	0	100000	0	0
		Total of Project / Treasury	0	0	0	100000	0	0

# Capital Expenditures According to Program and Projects for the Years 2017 - 2021

Chapter : 2001 Ministry of Energy and Mineral Resources

( In JDs )

Program 3505 Energy Sector Development								
Project		022 Promoting the use of solar heaters in cooperation with the National Center for Research and Development / European grant						
Fund Source		102001	Capital (Treasury)					
Group	item	Description	Actual 2017	Estimated 2018	Re-estimated 2018	Estimated 2019	Indicative 2020	Indicative 2021
28		Other Expenditures						
2822		Other Capital Expenditures						
	504	Studies, Research and Consultations						
	027	Purchasing consultation services	50000	0	0	50000	50000	50000
		<b>Total of Item</b>	50000	0	0	50000	50000	50000
		<b>Total of Project / Treasury</b>	50000	0	0	50000	50000	50000
Project		023 Establishing Customer Service Office/ European grant						
Fund Source		102001	Capital (Treasury)					
Group	item	Description	Actual 2017	Estimated 2018	Re-estimated 2018	Estimated 2019	Indicative 2020	Indicative 2021
22		Use of Goods and Services						
2211		Use of Goods and Services						
	512	Operating and Sustaining Expenditures						
	035	Technical and administrative support	24576	0	0	0	0	0
		<b>Total of Item</b>	24576	0	0	0	0	0
31		Non-financial Assets						
3112		Devices, Machinery and Equipment						
	505	Equipment, Machines and Devices						
	069	Modernizing and developing devices and equipment	0	50000	50000	50000	50000	50000
		<b>Total of Item</b>	0	50000	50000	50000	50000	50000
		<b>Total of Project / Treasury</b>	24576	50000	50000	50000	50000	50000
Project		024 Rationalize energy use in cooperation with the National Center for Research and Development/ European grant						
Fund Source		102001	Capital (Treasury)					
Group	item	Description	Actual 2017	Estimated 2018	Re-estimated 2018	Estimated 2019	Indicative 2020	Indicative 2021
31		Non-financial Assets						
3112		Devices, Machinery and Equipment						
	505	Equipment, Machines and Devices						
	069	Modernizing and developing devices and equipment	0	30000	0	50000	50000	50000
		<b>Total of Item</b>	0	30000	0	50000	50000	50000
		<b>Total of Project / Treasury</b>	0	30000	0	50000	50000	50000
Project		025 Building and equipping Liquefied Natural Gas Terminal/ Aqaba						
Fund Source		102001	Capital (Treasury)					
Group	item	Description	Actual 2017	Estimated 2018	Re-estimated 2018	Estimated 2019	Indicative 2020	Indicative 2021
28		Other Expenditures						
2822		Other Capital Expenditures						
	504	Studies, Research and Consultations						
	014	Studies, research and design	363	50000	0	600000	0	0
		<b>Total of Item</b>	363	50000	0	600000	0	0
31		Non-financial Assets						
3111		Buildings and Constructions						
	508	Works and Constructions						
	040	Constructions	0	180000	180000	600000	0	0
		<b>Total of Item</b>	0	180000	180000	600000	0	0
		<b>Total of Project / Treasury</b>	363	230000	180000	1200000	0	0

# Capital Expenditures According to Program and Projects for the Years 2017 - 2021

Chapter : 2001 Ministry of Energy and Mineral Resources

( In JDs )

Program 3505 Energy Sector Development								
Project		027 Jordanian nuclear power plant						
Fund Source		102001 Capital (Treasury)						
Group	item	Description	Actual 2017	Estimated 2018	Re-estimated 2018	Estimated 2019	Indicative 2020	Indicative 2021
28		Other Expenditures						
2822		Other Capital Expenditures						
	504	Studies, Research and Consultations						
	027	Purchasing consultation services	7125000	1500000	1500000	800000	0	0
	035	Site studies	2000000	3500000	3500000	2000000	0	0
		<b>Total of Item</b>	<b>9125000</b>	<b>5000000</b>	<b>5000000</b>	<b>2800000</b>	<b>0</b>	<b>0</b>
		<b>Total of Project / Treasury</b>	<b>9125000</b>	<b>5000000</b>	<b>5000000</b>	<b>2800000</b>	<b>0</b>	<b>0</b>
Project		029 Facilities for storing petroleum derivatives						
Fund Source		102001 Capital (Treasury)						
Group	item	Description	Actual 2017	Estimated 2018	Re-estimated 2018	Estimated 2019	Indicative 2020	Indicative 2021
28		Other Expenditures						
2822		Other Capital Expenditures						
	504	Studies, Research and Consultations						
	014	Studies, research and design	1967202	730000	730000	1000000	1000000	0
		<b>Total of Item</b>	<b>1967202</b>	<b>730000</b>	<b>730000</b>	<b>1000000</b>	<b>1000000</b>	<b>0</b>
31		Non-financial Assets						
3111		Buildings and Constructions						
	508	Works and Constructions						
	040	Constructions	9605037	7500000	7500000	4500000	4500000	0
		<b>Total of Item</b>	<b>9605037</b>	<b>7500000</b>	<b>7500000</b>	<b>4500000</b>	<b>4500000</b>	<b>0</b>
3112		Devices, Machinery and Equipment						
	505	Equipment, Machines and Devices						
	055	Technical devices	3770924	3000000	3000000	2000000	2000000	0
		<b>Total of Item</b>	<b>3770924</b>	<b>3000000</b>	<b>3000000</b>	<b>2000000</b>	<b>2000000</b>	<b>0</b>
		<b>Total of Project / Treasury</b>	<b>15343163</b>	<b>11230000</b>	<b>11230000</b>	<b>7500000</b>	<b>7500000</b>	<b>0</b>
Project		031 Jordanian- Iraqi Oil Pipeline						
Fund Source		102001 Capital (Treasury)						
Group	item	Description	Actual 2017	Estimated 2018	Re-estimated 2018	Estimated 2019	Indicative 2020	Indicative 2021
28		Other Expenditures						
2822		Other Capital Expenditures						
	504	Studies, Research and Consultations						
	014	Studies, research and design	0	100000	100000	150000	300000	300000
		<b>Total of Item</b>	<b>0</b>	<b>100000</b>	<b>100000</b>	<b>150000</b>	<b>300000</b>	<b>300000</b>
31		Non-financial Assets						
3141		Lands						
	507	Lands						
	001	Lands expropriation and purchase	0	0	0	150000	1700000	2200000
		<b>Total of Item</b>	<b>0</b>	<b>0</b>	<b>0</b>	<b>150000</b>	<b>1700000</b>	<b>2200000</b>
		<b>Total of Project / Treasury</b>	<b>0</b>	<b>100000</b>	<b>100000</b>	<b>300000</b>	<b>2000000</b>	<b>2500000</b>

# Capital Expenditures According to Program and Projects for the Years 2017 - 2021

Chapter : 2001 Ministry of Energy and Mineral Resources

( In JDs )

Program 3505 Energy Sector Development								
Project		033 Evaluate the direct tenders of renewable energy projects/ European grant.						
Fund Source		102001 Capital (Treasury)						
Group	item	Description	Actual 2017	Estimated 2018	Re-estimated 2018	Estimated 2019	Indicative 2020	Indicative 2021
28		Other Expenditures						
2822		Other Capital Expenditures						
	504	Studies, Research and Consultations						
	014	Studies, research and design	193730	1070000	900000	600000	1000000	1000000
		<b>Total of Item</b>	193730	1070000	900000	600000	1000000	1000000
		<b>Total of Project / Treasury</b>	193730	1070000	900000	600000	1000000	1000000
Project		035 Renewable energy projects for electricity generation- wind energy/ Maan						
Fund Source		102001 Capital (Treasury)						
Group	item	Description	Actual 2017	Estimated 2018	Re-estimated 2018	Estimated 2019	Indicative 2020	Indicative 2021
28		Other Expenditures						
2822		Other Capital Expenditures						
	504	Studies, Research and Consultations						
	014	Studies, research and design	395336	20000	20000	0	0	0
		<b>Total of Item</b>	395336	20000	20000	0	0	0
31		Non-financial Assets						
3111		Buildings and Constructions						
	508	Works and Constructions						
	040	Constructions	8520122	0	0	0	0	0
		<b>Total of Item</b>	8520122	0	0	0	0	0
3112		Devices, Machinery and Equipment						
	505	Equipment, Machines and Devices						
	047	Fans	14632252	0	0	0	0	0
		<b>Total of Item</b>	14632252	0	0	0	0	0
		<b>Total of Project / Treasury</b>	23547710	20000	20000	0	0	0
Project		036 Renewable energy projects for electricity generation - solar energy/ Aqaba						
Fund Source		102001 Capital (Treasury)						
Group	item	Description	Actual 2017	Estimated 2018	Re-estimated 2018	Estimated 2019	Indicative 2020	Indicative 2021
28		Other Expenditures						
2822		Other Capital Expenditures						
	504	Studies, Research and Consultations						
	014	Studies, research and design	518620	5200000	5200000	2200000	0	0
		<b>Total of Item</b>	518620	5200000	5200000	2200000	0	0
31		Non-financial Assets						
3111		Buildings and Constructions						
	508	Works and Constructions						
	040	Constructions	7483214	0	0	0	0	0
		<b>Total of Item</b>	7483214	0	0	0	0	0
3112		Devices, Machinery and Equipment						
	505	Equipment, Machines and Devices						
	062	Solar cells systems and equipment	36475924	25230000	25230000	4400000	0	0
		<b>Total of Item</b>	36475924	25230000	25230000	4400000	0	0
		<b>Total of Project / Treasury</b>	44477758	30430000	30430000	6600000	0	0

# Capital Expenditures According to Program and Projects for the Years 2017 - 2021

Chapter : 2001 Ministry of Energy and Mineral Resources

( In JDs )

Program 3505 Energy Sector Development								
Project		037 Implementing energy auditing studies for institutions / European grant						
Fund Source		102001 Capital (Treasury)						
Group	item	Description	Actual 2017	Estimated 2018	Re-estimated 2018	Estimated 2019	Indicative 2020	Indicative 2021
28		<b>Other Expenditures</b>						
2822		Other Capital Expenditures						
	504	Studies, Research and Consultations						
	014	Studies, research and design	0	50000	50000	100000	100000	100000
		<b>Total of Item</b>	0	50000	50000	100000	100000	100000
31		<b>Non-financial Assets</b>						
3112		Devices, Machinery and Equipment						
	505	Equipment, Machines and Devices						
	055	Technical devices	0	150000	150000	100000	100000	100000
		<b>Total of Item</b>	0	150000	150000	100000	100000	100000
		<b>Total of Project / Treasury</b>	0	200000	200000	200000	200000	200000
Project		039 Expanding electricity generation project using the solar cells in Azraq						
Fund Source		102001 Capital (Treasury)						
Group	item	Description	Actual 2017	Estimated 2018	Re-estimated 2018	Estimated 2019	Indicative 2020	Indicative 2021
28		<b>Other Expenditures</b>						
2822		Other Capital Expenditures						
	504	Studies, Research and Consultations						
	014	Studies, research and design	0	190000	100000	500000	750000	750000
		<b>Total of Item</b>	0	190000	100000	500000	750000	750000
31		<b>Non-financial Assets</b>						
3111		Buildings and Constructions						
	508	Works and Constructions						
	040	Constructions	0	150000	0	500000	500000	500000
		<b>Total of Item</b>	0	150000	0	500000	500000	500000
3112		Devices, Machinery and Equipment						
	505	Equipment, Machines and Devices						
	055	Technical devices	0	150000	0	1000000	250000	250000
		<b>Total of Item</b>	0	150000	0	1000000	250000	250000
		<b>Total of Project / Treasury</b>	0	490000	100000	2000000	1500000	1500000

# Capital Expenditures According to Program and Projects for the Years 2017 - 2021

Chapter : 2001 Ministry of Energy and Mineral Resources

( In JDs )

Program 3505 Energy Sector Development								
Project		046 Modernizing Jordan Seismological Observatory						
Fund Source		102001 Capital (Treasury)						
Group	item	Description	Actual 2017	Estimated 2018	Re-estimated 2018	Estimated 2019	Indicative 2020	Indicative 2021
22		Use of Goods and Services						
2211		Use of Goods and Services						
	512	Operating and Sustaining Expenditures						
	006	Devices, tools and equipment maintenance	91	0	0	0	0	0
	012	Subscriptions, insurances	20000	17000	17000	20000	20000	20000
	015	Operating systems and software	0	0	0	25000	25000	25000
		<b>Total of Item</b>	20091	17000	17000	45000	45000	45000
31		Non-financial Assets						
3111		Buildings and Constructions						
	508	Works and Constructions						
	040	Constructions	18552	20000	20000	20000	20000	20000
		<b>Total of Item</b>	18552	20000	20000	20000	20000	20000
3112		Devices, Machinery and Equipment						
	505	Equipment, Machines and Devices						
	044	Earthquakes seismograph devices	25491	63000	63000	35000	35000	35000
		<b>Total of Item</b>	25491	63000	63000	35000	35000	35000
		<b>Total of Project / Treasury</b>	64134	100000	100000	100000	100000	100000
Project		047 Oil Shale Exploration						
Fund Source		102001 Capital (Treasury)						
Group	item	Description	Actual 2017	Estimated 2018	Re-estimated 2018	Estimated 2019	Indicative 2020	Indicative 2021
28		Other Expenditures						
2822		Other Capital Expenditures						
	504	Studies, Research and Consultations						
	014	Studies, research and design	180460	10000	10000	20000	0	0
		<b>Total of Item</b>	180460	10000	10000	20000	0	0
		<b>Total of Project / Treasury</b>	180460	10000	10000	20000	0	0
Project		048 Exploration for minerals resources						
Fund Source		102001 Capital (Treasury)						
Group	item	Description	Actual 2017	Estimated 2018	Re-estimated 2018	Estimated 2019	Indicative 2020	Indicative 2021
31		Non-financial Assets						
3111		Buildings and Constructions						
	508	Works and Constructions						
	016	Excavations and wells construction	0	200000	50000	100000	100000	100000
		<b>Total of Item</b>	0	200000	50000	100000	100000	100000
		<b>Total of Project / Treasury</b>	0	200000	50000	100000	100000	100000

# Capital Expenditures According to Program and Projects for the Years 2017 - 2021

Chapter : 2001 Ministry of Energy and Mineral Resources

( In JDs )

Program 3505 Energy Sector Development								
Project		049 Petroleum Exploration through marketing explorative areas						
Fund Source		102001 Capital (Treasury)						
Group	item	Description	Actual 2017	Estimated 2018	Re-estimated 2018	Estimated 2019	Indicative 2020	Indicative 2021
28		Other Expenditures						
2822		Other Capital Expenditures						
	504	Studies, Research and Consultations						
	014	Studies, research and design	0	200000	0	0	0	0
		Total of Item	0	200000	0	0	0	0
31		Non-financial Assets						
3111		Buildings and Constructions						
	508	Works and Constructions						
	040	Constructions	0	300000	200000	200000	200000	200000
		Total of Item	0	300000	200000	200000	200000	200000
		Total of Project / Treasury	0	500000	200000	200000	200000	200000
Project		050 Solar cells for homes/ European grant						
Fund Source		102001 Capital (Treasury)						
Group	item	Description	Actual 2017	Estimated 2018	Re-estimated 2018	Estimated 2019	Indicative 2020	Indicative 2021
31		Non-financial Assets						
3112		Devices, Machinery and Equipment						
	505	Equipment, Machines and Devices						
	069	Modernizing and developing devices and equipment	63675	375000	200000	500000	500000	500000
		Total of Item	63675	375000	200000	500000	500000	500000
		Total of Project / Treasury	63675	375000	200000	500000	500000	500000
Project		051 Solar heaters for homes/ European grant						
Fund Source		102001 Capital (Treasury)						
Group	item	Description	Actual 2017	Estimated 2018	Re-estimated 2018	Estimated 2019	Indicative 2020	Indicative 2021
31		Non-financial Assets						
3112		Devices, Machinery and Equipment						
	505	Equipment, Machines and Devices						
	069	Modernizing and developing devices and equipment	573313	1500000	1200000	800000	850000	850000
		Total of Item	573313	1500000	1200000	800000	850000	850000
		Total of Project / Treasury	573313	1500000	1200000	800000	850000	850000
Project		052 Seismic and geological surveys						
Fund Source		102001 Capital (Treasury)						
Group	item	Description	Actual 2017	Estimated 2018	Re-estimated 2018	Estimated 2019	Indicative 2020	Indicative 2021
28		Other Expenditures						
2822		Other Capital Expenditures						
	504	Studies, Research and Consultations						
	014	Studies, research and design	0	300000	100000	100000	100000	100000
		Total of Item	0	300000	100000	100000	100000	100000
		Total of Project / Treasury	0	300000	100000	100000	100000	100000

# Capital Expenditures According to Program and Projects for the Years 2017 - 2021

Chapter : 2001 Ministry of Energy and Mineral Resources

( In JDs )

Program 3505 Energy Sector Development								
Project		054 Executing the National Plan for Energy Efficiency / European grant						
Fund Source		102001 Capital (Treasury)						
Group	item	Description	Actual 2017	Estimated 2018	Re-estimated 2018	Estimated 2019	Indicative 2020	Indicative 2021
28		Other Expenditures						
2822		Other Capital Expenditures						
	504	Studies, Research and Consultations						
	014	Studies, research and design	0	20000	0	50000	50000	50000
		Total of Item	0	20000	0	50000	50000	50000
		Total of Project / Treasury	0	20000	0	50000	50000	50000
Project		055 Executing the natural gas line / Sheikh Hussein Crossing						
Fund Source		102001 Capital (Treasury)						
Group	item	Description	Actual 2017	Estimated 2018	Re-estimated 2018	Estimated 2019	Indicative 2020	Indicative 2021
31		Non-financial Assets						
3141		Lands						
	507	Lands						
	001	Lands expropriation and purchase	0	900000	100000	2500000	3230000	5230000
		Total of Item	0	900000	100000	2500000	3230000	5230000
		Total of Project / Treasury	0	900000	100000	2500000	3230000	5230000
Project		057 Building a solar energy planet to generate electricity for the Synchrotron Light accelerator with size (6) Megawatts / Europe grant						
Fund Source		102001 Capital (Treasury)						
Group	item	Description	Actual 2017	Estimated 2018	Re-estimated 2018	Estimated 2019	Indicative 2020	Indicative 2021
31		Non-financial Assets						
3112		Devices, Machinery and Equipment						
	505	Equipment, Machines and Devices						
	062	Solar cells systems and equipment	3360000	1000000	1000000	510000	0	0
		Total of Item	3360000	1000000	1000000	510000	0	0
		Total of Project / Treasury	3360000	1000000	1000000	510000	0	0
Project		058 Houses roofs insulation / European grant						
Fund Source		102001 Capital (Treasury)						
Group	item	Description	Actual 2017	Estimated 2018	Re-estimated 2018	Estimated 2019	Indicative 2020	Indicative 2021
31		Non-financial Assets						
3112		Devices, Machinery and Equipment						
	505	Equipment, Machines and Devices						
	069	Modernizing and developing devices and equipment	0	10000	0	0	0	0
		Total of Item	0	10000	0	0	0	0
		Total of Project / Treasury	0	10000	0	0	0	0
Project		059 Solar cells of mosques / European grant						
Fund Source		102001 Capital (Treasury)						
Group	item	Description	Actual 2017	Estimated 2018	Re-estimated 2018	Estimated 2019	Indicative 2020	Indicative 2021
31		Non-financial Assets						
3112		Devices, Machinery and Equipment						
	505	Equipment, Machines and Devices						
	069	Modernizing and developing devices and equipment	0	570000	570000	500000	500000	500000
		Total of Item	0	570000	570000	500000	500000	500000
		Total of Project / Treasury	0	570000	570000	500000	500000	500000



# Capital Expenditures According to Program and Projects for the Years 2017 - 2021

Chapter : 2001 Ministry of Energy and Mineral Resources

( In JDs )

Program 3505 Energy Sector Development								
Project		060 Geo-chemical and Geo-physical studies						
Fund Source		102001 Capital (Treasury)						
Group	item	Description	Actual 2017	Estimated 2018	Re-estimated 2018	Estimated 2019	Indicative 2020	Indicative 2021
28		Other Expenditures						
2822		Other Capital Expenditures						
	504	Studies, Research and Consultations						
	014	Studies, research and design	0	20000	20000	20000	20000	20000
		<b>Total of Item</b>	0	20000	20000	20000	20000	20000
		<b>Total of Project / Treasury</b>	0	20000	20000	20000	20000	20000
Project		061 The extenstion of electricity generation project using the solar cells in Azraq / with (1) megawatt capacity						
Fund Source		102001 Capital (Treasury)						
Group	item	Description	Actual 2017	Estimated 2018	Re-estimated 2018	Estimated 2019	Indicative 2020	Indicative 2021
31		Non-financial Assets						
3111		Buildings and Constructions						
	508	Works and Constructions						
	040	Constructions	0	0	0	200000	0	0
		<b>Total of Item</b>	0	0	0	200000	0	0
3112		Devices, Machinery and Equipment						
	505	Equipment, Machines and Devices						
	055	Technical devices	0	0	0	700000	0	0
		<b>Total of Item</b>	0	0	0	700000	0	0
		<b>Total of Project / Treasury</b>	0	0	0	900000	0	0
<b>Total of Program</b>			105637158	60505000	56114000	28400000	19050000	14050000
<b>Total of Chapter</b>			106654808	62730000	57404000	29800000	20450000	15450000