

Chapter : 1605 Jordan Enterprise Development Corporation

- Creation:** The Jordan Enterprise Development Corporation was established as per economic enterprises development law no. (33) for 2008 and amendments thereto.
- Vision :** A distinguished corporation in providing comprehensive services to support the pioneer, start-up, medium and small enterprise in Jordan.
- Mission:** Achieve growth in the start-up, small and medium enterprise through improving the work environment and encouraging start-up and leading institutions and providing support and enhancing the competitiveness of small and medium enterprise and concentrating on innovation and the technological component of these facilities.
- Legal Framework :** Economic Enterprise Development Law No.(33) for the Year 2008 and amendments thereto

Tasks of the Ministry / Department:

- Provide consultations and information for the economic projects in order to develop their works.
- Provide the available and necessary technical and financial support for the economic projects in light of the potentials of the Corporation in order to develop and enable it for competition and enhance its administrative, technical and export skills and capacities
- Coordinate the policies of small, medium and start-up enterprise sector
- Strengthen the culture of business pioneering.

Ministry/Department Contribution to the Achievement of the National Objectives:

- Provide direct support for small and medium size projects to increase their productivity and new job opportunities and promotion for business pioneering
- Improve and develop business and investment environment
- Accelerate reforms related to the legal and regulatory environment of small and medium enterprise.
- Provide the required financing on favourable and appropriate terms for small and medium enterprise.
- Train the owners of projects on the technical and administrative skills and stimulate pioneering and innovation.
- Provide the suitable marketing for the products of the sector's projects and institutions and promote the access of exports from goods and services to promising markets
- Develop the Jordanian industrial and service products, and also innovation and creativity.

Major Issues and Challenges which face the Ministry / Department:

- Modest support provided to the Corporation from the treasury and donors and insufficient support to realize the strategic objectives and activities of the Corporation
- Weak pioneering culture in the local community especially in the governorates which led to weak support requests presented to the Corporation to establish new projects
- The satisfaction of the Corporation's stakeholders depends largely on their access to a grant or loan and not on the quality of provided services or procedures
- Lack of clear risk management strategy

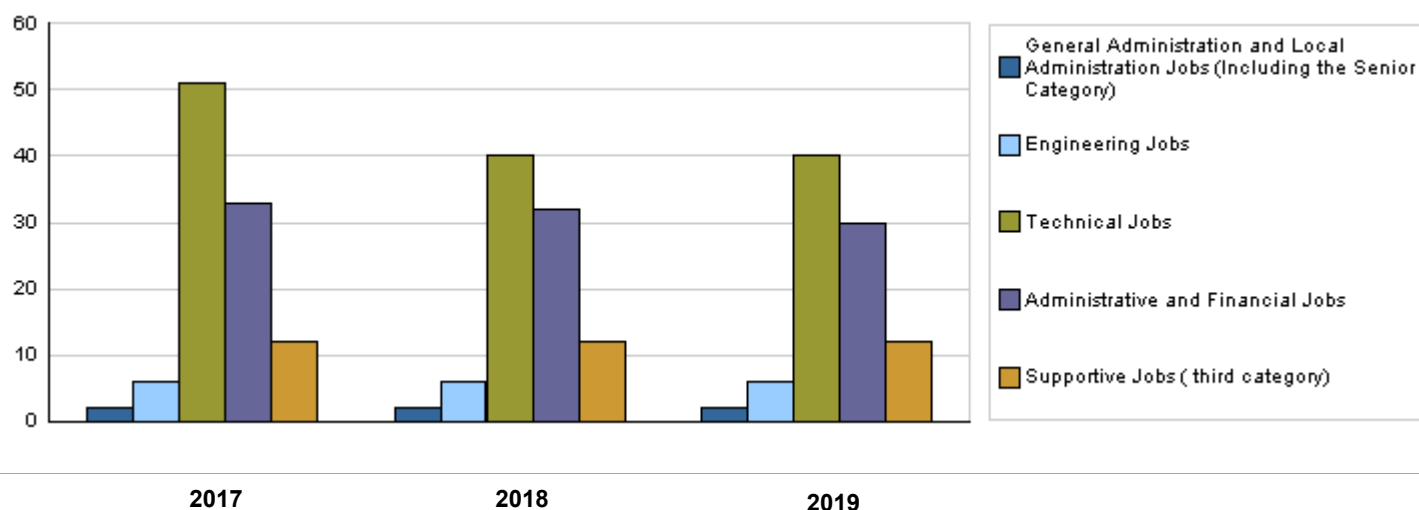
CHAPTER : 1605 Jordan Enterprise Development Corporation

Strategic Objectives and Performance Indicators of the Ministry / Department

Strategic Objective	Performance Indicator	Base year	Value	Actual Value	Target Value	Preliminary Self Evaluation	Target Value		
				2017	2018	2018	2019	2020	2021
1 - To reinforce and upgrade the institutional capacity of the Corporation	1 Percentage of employees satisfaction	2014	45%	87%	90%	87%	91%	92%	93%
	2 Percentage of stakeholders satisfaction	2014	58%	70%	80%	60%	81%	82%	83%
2 - To enhance the competitiveness of economic projects and provide financial support for them	1 Number of projects benefiting from support and development programs	2014	360	100	200	130	70	90	110
	2 Percentage of increase in benefiting projects sales	2014	15%	5%	10%	5%	7%	8%	9%
	3 Percentage of increase in exports for projects benefiting from the Corporation	2018	-	-	-	-	7%	8%	9%
	4 Percentage of increase in providing job opportunities for benefiting projects	2014	10%	3%	3%	1%	5%	6%	7%
3 - To reinforce the culture of business pioneering and creativity in governorates	1 Number of annual qualified persons in training programs to establish pioneering project	2014	5	10	25	0	25	25	25
	2 Number of annual emerging projects for which incubation services provision are approved	2014	10	8	12	0	12	13	14

Number of Staff of the Ministry / Department

Group	Job	2017			2018			Preliminary 2019		
		Male	Female	Total	Male	Female	Total	Male	Female	Total
General Administration and Local Administration Jobs (Including the Senior Category)	Supervising and Leading Jobs	2	0	2	2	0	2	2	0	2
Engineering Jobs	Engineering Jobs	5	1	6	5	1	6	5	1	6
Technical Jobs	Technical Jobs	29	22	51	26	14	40	27	13	40
Administrative and Financial Jobs	Administrative and Financial Jobs	19	14	33	19	13	32	19	11	30
Supportive Jobs (third category)	Supportive Jobs	12	0	12	12	0	12	12	0	12
Total		67	37	104	64	28	92	65	25	90
Total Cost of Salaries		0	0	0	0	0	0	830556	319444	1150000



Key Information of the Ministry / Department

No.	Description	2015	2016	2017	2018	2019
1	Number of projects benefiting from the Corporation's programs	120	7	100	130	70

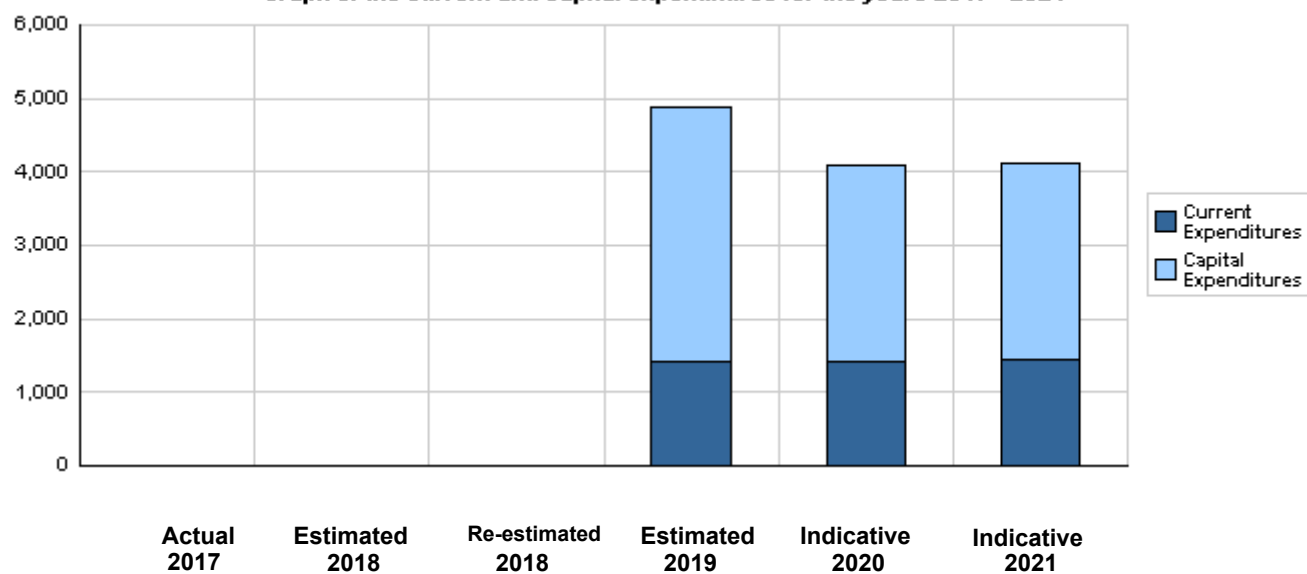
**Overall Summary of Expenditures for Chapter 1605- Jordan Enterprise Development Corporation
for the Years 2017 - 2021**

(In JDs)

Description		Actual 2017	Estimated 2018	Re-estimated 2018	Estimated 2019	Indicative 2020 2021	
Group	Current Expenditures						
2111	Salaries, Wages and Allowances	0	0	0	1,025,000	1,039,000	1,055,000
2121	Social Security Contributions	0	0	0	125,000	127,000	128,000
2211	Use of Goods and Services	0	0	0	232,000	230,000	230,000
2821	Other Current Expenditures	0	0	0	28,000	28,000	28,000
	Total current expenditures	0	0	0	1,410,000	1,424,000	1,441,000
	Capital Expenditures						
2211	Use of Goods and Services	0	0	0	3,475,000	2,675,000	2,675,000
	Total capital expenditures	0	0	0	3,475,000	2,675,000	2,675,000
	Treasury	0	0	0	3,475,000	2,675,000	2,675,000
	Total current and capital expenditures	0	0	0	4,885,000	4,099,000	4,116,000

(Thousands of JDs)

Graph of the current and capital expenditures for the years 2017 - 2021

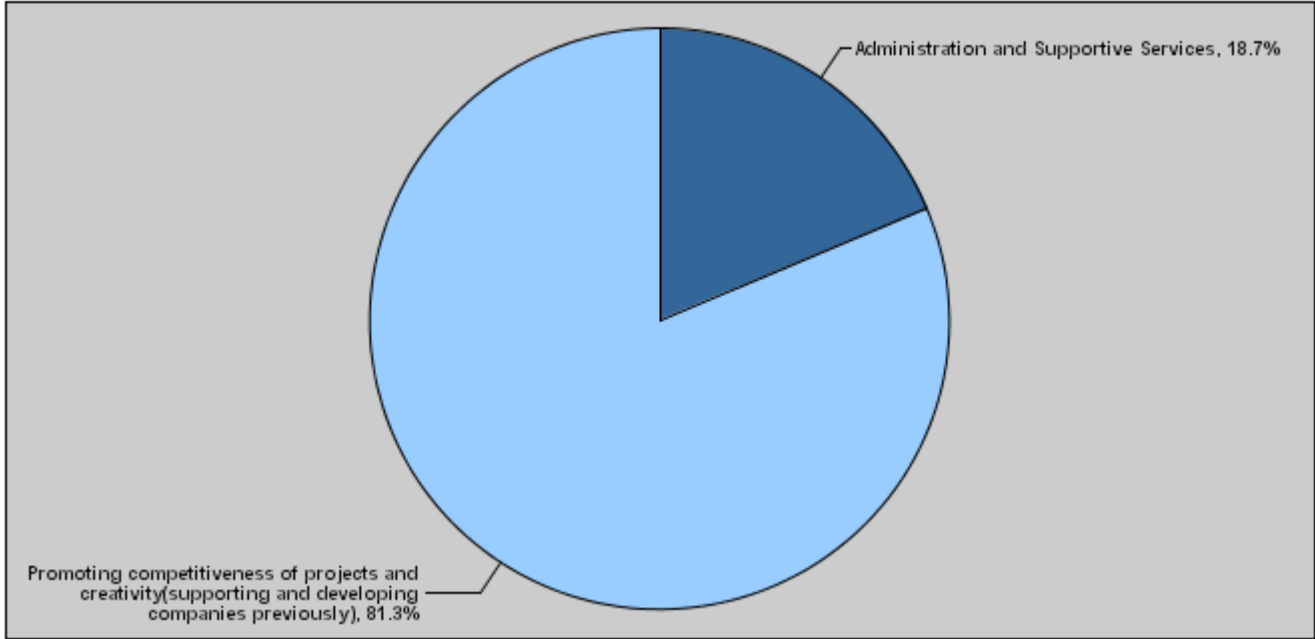


**Budget of Chapter 1605 - Jordan Enterprise Development Corporation
For the Year 2019 Distributed According to Program**

(In JDs)

Prog.	Description	Current Expenditures	Capital Expenditures	Total Expenditures
6481	Administration and Supportive Services	913,500	0	913,500
6483	Promoting competitiveness of projects and creativity(supporting and developing companies previously)	496,500	3,475,000	3,971,500
	Total	1,410,000	3,475,000	4,885,000

Total Expenditures for the Year 2019 Distributed According to Programs



Estimated Allocations for Females distributed according to Programs for the Years 2017 - 2021

Program	2017	2018	2019	2020	2021	
6481	Administration and Supportive Services	0	0	255800	257600	260000
6483	Promoting competitiveness of projects and creativity(supporting and developing companies previously)	0	0	1817000	1443000	1447000
	Total	0	0	2072800	1700600	1707000

Budget Chapter 1605 - Jordan Enterprise Development Corporation Distributed According to the Program

6481	Administration and Supportive Services Program
Objective of the program :	
This program aims at provide financial and administrative support to improve the institutional performance.	
The strategic objective related to the program :	
Upgrade and boost the Corporation's institutional capacity.	
Directorates associated with the program :	
Administrative Affairs Directorate Financial Affairs Directorate Horizontal Support and Policy- making Directorate	
Services provided by the program :	
Financial allocations and human resources management Prepare operational plans and follow up their implementation and indicators measurement Computer services management and maintenance and Corporation's software.	
Staff working in the program :	
The program is implemented through a functional staff in 2018 estimated with (65) staff, including (47) males and (18) females .	

Performance Measurement Indicators for Program									
	Performance Measurement Indicator	Base Year	Value	Actual value	Target Value	Preliminary Self Evaluation	Target Value		
				2017	2018		2018	2019	2020
1	Percentage of completion of legislative, regulatory and HR structures	2014	50%	75%	75%	75%	80%	85%	90%
2	Number of qualified employees in decision taking position	2014	6	6	8	10	8	8	8

Appropriations Of Administration and Supportive Services Program as Per Activities and Projects. (In JDs)						
Activities and Projects	Actual	Estimated	Re-estimated	Estimated	Indicative	
	2017	2018	2018	2019	2020	2021
Current Expenditures	0	0	0	913,500	920,000	928,500
601 Administrative and support services	0	0	0	913,500	920,000	928,500
Capital Expenditures	0	0	0	0	0	0
Program / Treasury	0	0	0	0	0	0
Total Program	0	0	0	913,500	920,000	928,500

Budget Chapter 1605 - Jordan Enterprise Development Corporation Distributed According to the Program

6483 Promoting competitiveness of projects and creativity(supporting and developing companies previously) Pro

Objective of the program :

This programs aim to promoting and developing competitiveness of small and medium enterprise through providing technical and financial support.

The strategic objective related to the program :

Enhance the competitiveness of economic projects and provide financial support for them.
Enhance the culture of business pioneering and innovation in the governorates.

Directorates associated with the program :

Governorates Development and Financial Support Tools Fund Directorate
Industry Support Directorate
Services Support Directorate
Operations Support Services Directorate
Start-up Projects Directorate
External Offices Directorate
Networking and Technological Development Opportunities Exploration Unit

Services provided by the program :

Industrial companies support service for the purpose of export
Governorate development fund loan service
Growth acceleration service for the existing companies

Staff working in the program :

The program is implemented through a functional staff in 2018 estimated with (27) staff, including (17) males and (10) females .

Performance Measurement Indicators for Program

Performance Measurement Indicator		Base Year	Value	Actual value	Target Value	Preliminary Self Evaluation	Target Value		
				2017	2018		2018	2019	2020
1	Number of projects benefiting from support and development programs	2014	360	100	200	130	70	90	110
2	Number of emerging projects to which incubation services provision is applied annually	2014	10	8	12	0	12	13	14

Appropriations Of Promoting competitiveness of projects and creativity(supporting and developing companies previously) (In JDs)

Activities and Projects		Actual	Estimated	Re-estimated	Estimated	Indicative	
		2017	2018	2018	2019	2020	2021
Current Expenditures		0	0	0	496,500	504,000	512,500
601	Developing projects and business pioneering	0	0	0	496,500	504,000	512,500
Capital Expenditures		0	0	0	3,475,000	2,675,000	2,675,000
002	Companies' support and financing expenditures	0	0	0	20,000	20,000	20,000
003	Innovation centers network and technical and administrative capacities building programs	0	0	0	10,000	10,000	10,000
004	Support to Clothing Design and Training Services Center	0	0	0	75,000	75,000	75,000
010	Developing Jordanian exports	0	0	0	2,950,000	2,500,000	2,500,000
014	Small and Medium Enterprises Growth Project	0	0	0	360,000	10,000	10,000
016	Dissemination and empowerment of entrepreneurship culture in the Kingdom	0	0	0	10,000	10,000	10,000
018	International connections and virtual markets	0	0	0	50,000	50,000	50,000
Program / Treasury		0	0	0	3,475,000	2,675,000	2,675,000
Total Program		0	0	0	3,971,500	3,179,000	3,187,500

Chapter : 1605 Jordan Enterprise Development Corporation

(In JDs)

Current Activities Appropriations According to Program								
Prog.	Activites		Actual	Estimated	Re-estimated	Estimated	Indicative	Indicative
			2017	2018	2018	2019	2020	2021
6481	601	Administrative and support services	0	0	0	913500	920000	928500
		Total of Program	0	0	0	913500	920000	928500
6483	601	Developing projects and business pioneering	0	0	0	496500	504000	512500
		Total of Program	0	0	0	496500	504000	512500
		Total	0	0	0	1410000	1424000	1441000

Capital Projects Appropriations According to Program								
Prog.	Projects		Actual	Estimated	Re-estimated	Estimated	Indicative	Indicative
			2017	2018	2018	2019	2020	2021
6483	002	Companies' support and financing expenditures	0	0	0	20000	20000	20000
	003	Innovation centers network and technical and administrative capacities building programs	0	0	0	10000	10000	10000
	004	Support to Clothing Design and Training Services Center	0	0	0	75000	75000	75000
	010	Developing Jordanian exports	0	0	0	2950000	2500000	2500000
	014	Small and Medium Enterprises Growth Project	0	0	0	360000	10000	10000
	016	Dissemination and empowerment of entrepreneurship culture in the Kingdom	0	0	0	10000	10000	10000
	018	International connections and virtual markets	0	0	0	50000	50000	50000
			Total of Program	0	0	0	3475000	2675000
		Total	0	0	0	3475000	2675000	2675000

Overall Summary of Current Expenditures for the Years 2017 - 2021

Chapter: 1605 Jordan Enterprise Development Corporation

(In JDs)

Group	Item	Description	Actual 2017	Estimated 2018	Re-estimated 2018	Estimated 2019	Indicative 2020	Indicative 2021
21		Compensations of Employees						
2111		Salaries, Wages and Allowances						
	102	Unclassified Employees	0	0	0	74000	75000	76000
	103	Comprehensive Contract Employees	0	0	0	613000	618000	624000
	105	Personal Cost of Living Allowance	0	0	0	56000	57000	58000
	106	Family Cost of Living Allowance	0	0	0	12000	13000	14000
	108	Technical Allowance	0	0	0	32000	33000	34000
	110	Overtime Allowance	0	0	0	2000	2000	2000
	111	Additional Allowance	0	0	0	131000	133000	136000
	113	Transportation Allowance	0	0	0	7000	8000	9000
	114	Transport Allowance	0	0	0	28000	29000	30000
	116	Employees' Bonuses	0	0	0	50000	50000	50000
	120	Contract Employees	0	0	0	20000	21000	22000
		Total	0	0	0	1025000	1039000	1055000
2121		Social Security Contributions						
	301	Social Security	0	0	0	125000	127000	128000
		Total	0	0	0	125000	127000	128000
22		Use of Goods and Services						
2211		Use of Goods and Services						
	201	Rents	0	0	0	85000	85000	85000
	202	Telecommunications Services	0	0	0	7000	7000	7000
	203	Water	0	0	0	4000	4000	4000
	204	Electricity	0	0	0	55000	54000	54000
	205	Fuels	0	0	0	11000	11000	11000
	206	Maintenance of Machines, furniture and accessories	0	0	0	10000	10000	10000
	207	Maintenance of vehicles, equipment and accessories	0	0	0	2000	2000	2000
	208	Repair and maintenance of buildings and accessories	0	0	0	2000	2000	2000
	209	Stationery, Publications and Office Supplies	0	0	0	8000	7000	7000
	211	Cleaning services and supplies including cleaning contracts	0	0	0	24000	24000	24000
	212	Insurance	0	0	0	2000	2000	2000
	213	Official Travel Missions	0	0	0	2000	2000	2000
	214	Goods and services expenses	0	0	0	20000	20000	20000
		Total	0	0	0	232000	230000	230000
28		Other Expenditures						
2821		Other Current Expenditures						
	303	Scientific scholarships and training courses	0	0	0	2000	2000	2000
	305	Non-Employees' Bonuses	0	0	0	26000	26000	26000
		Total	0	0	0	28000	28000	28000
		Total of Chapter	0	0	0	1410000	1424000	1441000

Current Expenditures According to Program and Activities for the Years 2017 - 2021

Chapter : 1605 - Jordan Enterprise Development Corporation

(In JDs)

Program : 6481 - Administration and Support Services								
Activity : 601 - Administrative and support services								
Group	Item	Description	Actual 2017	Estimated 2018	Re-estimated 2018	Estimated 2019	Indicative 2020	Indicative 2021
21		Compensations of Employees						
2111		Salaries, Wages and Allowances						
	102	Unclassified Employees	0	0	0	42000	42500	43000
	103	Comprehensive Contract Employees	0	0	0	319000	322000	325000
	105	Personal Cost of Living Allowance	0	0	0	32000	32500	33000
	106	Family Cost of Living Allowance	0	0	0	6500	7000	7500
	108	Technical Allowance	0	0	0	18000	18500	19000
	110	Overtime Allowance	0	0	0	2000	2000	2000
	111	Additional Allowance	0	0	0	75000	76000	77500
	113	Transportation Allowance	0	0	0	3500	4000	4500
	114	Transport Allowance	0	0	0	15500	16000	16500
	116	Employees' Bonuses	0	0	0	50000	50000	50000
	120	Contract Employees	0	0	0	12000	12500	13000
		Total	0	0	0	575500	583000	591000
2121		Social Security Contributions						
	301	Social Security	0	0	0	78000	79000	79500
		Total	0	0	0	78000	79000	79500
22		Use of Goods and Services						
2211		Use of Goods and Services						
	201	Rents	0	0	0	85000	85000	85000
	202	Telecommunications Services	0	0	0	7000	7000	7000
	203	Water	0	0	0	4000	4000	4000
	204	Electricity	0	0	0	55000	54000	54000
	205	Fuels	0	0	0	11000	11000	11000
	001	Heating	0	0	0	3000	3000	3000
	002	Saloon vehicles	0	0	0	8000	8000	8000
	206	Maintenance of Machines, furniture and accessories	0	0	0	10000	10000	10000
	207	Maintenance of vehicles, equipment and accessories	0	0	0	2000	2000	2000
	208	Repair and maintenance of buildings and accessories	0	0	0	2000	2000	2000
	209	Stationery, Publications and Office Supplies	0	0	0	8000	7000	7000
	211	Cleaning services and supplies including cleaning contracts	0	0	0	24000	24000	24000
	212	Insurance	0	0	0	2000	2000	2000
	213	Official Travel Missions	0	0	0	2000	2000	2000
	214	Goods and services expenses	0	0	0	20000	20000	20000
	001	Events and hospitality	0	0	0	2000	2000	2000
	013	Services, security and guarding contracts	0	0	0	11000	11000	11000
	028	Professional services expenditures	0	0	0	7000	7000	7000
		Total	0	0	0	232000	230000	230000
28		Other Expenditures						
2821		Other Current Expenditures						
	303	Scientific scholarships and training courses	0	0	0	2000	2000	2000
	305	Non-Employees' Bonuses	0	0	0	26000	26000	26000
		Total	0	0	0	28000	28000	28000
		Total of Activity	0	0	0	913500	920000	928500
		Total of Program	0	0	0	913500	920000	928500

Current Expenditures According to Program and Activities for the Years 2017 - 2021

Chapter : 1605 - Jordan Enterprise Development Corporation

(In JDs)

Program : 6483 - Promoting competitiveness of projects and creativity(supporting and developing companies p								
Activity : 601 - Developing projects and business pioneering								
Group	Item	Description	Actual 2017	Estimated 2018	Re-estimated 2018	Estimated 2019	Indicative 2020	Indicative 2021
21		Compensations of Employees						
2111		Salaries, Wages and Allowances						
	102	Unclassified Employees	0	0	0	32000	32500	33000
	103	Comprehensive Contract Employees	0	0	0	294000	296000	299000
	105	Personal Cost of Living Allowance	0	0	0	24000	24500	25000
	106	Family Cost of Living Allowance	0	0	0	5500	6000	6500
	108	Technical Allowance	0	0	0	14000	14500	15000
	111	Additional Allowance	0	0	0	56000	57000	58500
	113	Transportation Allowance	0	0	0	3500	4000	4500
	114	Transport Allowance	0	0	0	12500	13000	13500
	120	Contract Employees	0	0	0	8000	8500	9000
		Total	0	0	0	449500	456000	464000
2121		Social Security Contributions						
	301	Social Security	0	0	0	47000	48000	48500
		Total	0	0	0	47000	48000	48500
		Total of Activity	0	0	0	496500	504000	512500
		Total of Program	0	0	0	496500	504000	512500
		Total of Chapter	0	0	0	1410000	1424000	1441000

Overall Summary of Capital Expenditures for the Years 2017 - 2021

Chapter : 1605 Jordan Enterprise Development Corporation

(In JDs)

Group	Item	Description	Actual 2017	Estimated 2018	Re-estimated 2018	Estimated 2019	Indicative 2020	Indicative 2021
		Expenditures						
22		Use of Goods and Services						
2211		Use of Goods and Services						
	512	Operating and Sustaining Expenditures	0	0	0	3475000	2675000	2675000
Total			0	0	0	3475000	2675000	2675000
Total of Chapter			0	0	0	3475000	2675000	2675000

Capital Expenditures According to Program and Projects for the Years 2017 - 2021

Chapter : 1605 Jordan Enterprise Development Corporation

(In JDs)

Program 6483 Promoting competitiveness of projects and creativity(supporting and developing companies previously)								
Project		002 Companies' support and financing expenditures						
Fund Source		102001 Capital (Treasury)						
Group	item	Description	Actual 2017	Estimated 2018	Re-estimated 2018	Estimated 2019	Indicative 2020	Indicative 2021
22		Use of Goods and Services						
2211		Use of Goods and Services						
	512	Operating and Sustaining Expenditures						
	034	Support to existing and new initiatives	0	0	0	20000	20000	20000
		Total of Item	0	0	0	20000	20000	20000
		Total of Project / Treasury	0	0	0	20000	20000	20000
Project		003 Innovation centers network and technical and administrative capacities building programs						
Fund Source		102001 Capital (Treasury)						
Group	item	Description	Actual 2017	Estimated 2018	Re-estimated 2018	Estimated 2019	Indicative 2020	Indicative 2021
22		Use of Goods and Services						
2211		Use of Goods and Services						
	512	Operating and Sustaining Expenditures						
	034	Support to existing and new initiatives	0	0	0	8000	8000	8000
	035	Technical and administrative support	0	0	0	2000	2000	2000
		Total of Item	0	0	0	10000	10000	10000
		Total of Project / Treasury	0	0	0	10000	10000	10000
Project		004 Support to Clothing Design and Training Services Center						
Fund Source		102001 Capital (Treasury)						
Group	item	Description	Actual 2017	Estimated 2018	Re-estimated 2018	Estimated 2019	Indicative 2020	Indicative 2021
22		Use of Goods and Services						
2211		Use of Goods and Services						
	512	Operating and Sustaining Expenditures						
	034	Support to existing and new initiatives	0	0	0	75000	75000	75000
		Total of Item	0	0	0	75000	75000	75000
		Total of Project / Treasury	0	0	0	75000	75000	75000
Project		010 Developing Jordanian exports						
Fund Source		102001 Capital (Treasury)						
Group	item	Description	Actual 2017	Estimated 2018	Re-estimated 2018	Estimated 2019	Indicative 2020	Indicative 2021
22		Use of Goods and Services						
2211		Use of Goods and Services						
	512	Operating and Sustaining Expenditures						
	015	Operating systems and software	0	0	0	50000	0	0
	017	Promotion, advertising and awareness	0	0	0	50000	0	0
	034	Support to existing and new initiatives	0	0	0	2850000	2500000	2500000
		Total of Item	0	0	0	2950000	2500000	2500000
		Total of Project / Treasury	0	0	0	2950000	2500000	2500000

Capital Expenditures According to Program and Projects for the Years 2017 - 2021

Chapter : 1605 Jordan Enterprise Development Corporation

(In JDs)

Program 6483 Promoting competitiveness of projects and creativity(supporting and developing companies previously)								
Project		014 Small and Medium Enterprises Growth Project						
Fund Source		102001 Capital (Treasury)						
Group	item	Description	Actual 2017	Estimated 2018	Re-estimated 2018	Estimated 2019	Indicative 2020	Indicative 2021
22		Use of Goods and Services						
2211		Use of Goods and Services						
	512	Operating and Sustaining Expenditures						
	015	Operating systems and software	0	0	0	25000	0	0
	017	Promotion, advertising and awareness	0	0	0	28000	3000	3000
	034	Support to existing and new initiatives	0	0	0	307000	7000	7000
		Total of Item	0	0	0	360000	10000	10000
		Total of Project / Treasury	0	0	0	360000	10000	10000
Project		016 Dissemination and empowerment of entrepreneurship culture in the Kingdom						
Fund Source		102001 Capital (Treasury)						
Group	item	Description	Actual 2017	Estimated 2018	Re-estimated 2018	Estimated 2019	Indicative 2020	Indicative 2021
22		Use of Goods and Services						
2211		Use of Goods and Services						
	512	Operating and Sustaining Expenditures						
	017	Promotion, advertising and awareness	0	0	0	3000	3000	3000
	034	Support to existing and new initiatives	0	0	0	7000	7000	7000
		Total of Item	0	0	0	10000	10000	10000
		Total of Project / Treasury	0	0	0	10000	10000	10000
Project		018 International connections and virtual markets						
Fund Source		102001 Capital (Treasury)						
Group	item	Description	Actual 2017	Estimated 2018	Re-estimated 2018	Estimated 2019	Indicative 2020	Indicative 2021
22		Use of Goods and Services						
2211		Use of Goods and Services						
	512	Operating and Sustaining Expenditures						
	017	Promotion, advertising and awareness	0	0	0	5000	5000	5000
	034	Support to existing and new initiatives	0	0	0	45000	45000	45000
		Total of Item	0	0	0	50000	50000	50000
		Total of Project / Treasury	0	0	0	50000	50000	50000
Total of Program			0	0	0	3475000	2675000	2675000
Total of Chapter			0	0	0	3475000	2675000	2675000