

Chapter : 1604 Jordan Standards and Metrology Organization

- Creation:** Jordan Standards and Metrology Organization was established as a public organization with financial and administrative independence as per standards and metrology law amended in 2015 and after having been one the directorates of Ministry of Industry and Trade since 1972 and till 1994.
- Vision :** A pioneer and distinguished corporation nationally, regionally and internationally in the fields of quality infrastructure.
- Mission:** Protecting the health, safety and rights of citizen, protecting environment, strengthening trust in the national testing and calibrating services and products in markets through conforming the infrastructure systems of quality such as metrology, standards, conformity evaluation, markets survey and dependency with the best international practices in cooperation with partners.
- Legal Framework :** Jordan Standards and Metrology Law for the year 2015 and amendments thereto

Tasks of the Ministry / Department:

- Issue, adopt, review and modify the standard specifications, technicals bases and measurement documents and monitor their implementation for all products and services excluding pharmaceutical products, human and veterinary medicines, serums and vaccines.
- Set a national system for measurement and supervise its application
- Calibrate, monitor and control the tools of measurement
- Monitor the quality of expensive minerals jewelries and precious stones as per decided standards and test and stamp jewelries
- Grant certificates of conformity with standard specifications including the Jordanian quality mark
- Accredite the calibration and testing labs and authorities which grant conformity certificates and inspection authorities as per the applied international practices

Ministry/Department Contribution to the Achievement of the National Objectives:

- Enhance the consumer protection mechanisms
- Promote the quality of Jordanian products in the global markets
- Develop the government services to meet the ambitions of Jordanian citizen
- Strengthen the transparency and accountability practices in public sector institutions.

Major Issues and Challenges which face the Ministry / Department:

- The exports for some countries is affected by the political instability
- The existance of competitive authorities providing services similiar to the services of the organization which affects the demand for optional services such as accreditation and conformity certificates
- Weakness in activation some mutual recognition agreements due to lack of harmonized conformity evaluation procedures between the concerned countries
- The emergence of electronic commerce using internet and personal cell phones which makes citizens purchasing through websites and this leads to the prevalence of low quality goods and complaints and pressures on the monitoring directorate
- Acceleration in technological development and inability of the industrial sector to keep up with this development and usage of modern technology and techniques in the local industry which increases the gab between local and international industry and reduce the quality of locally manufactured products compared to imported products
- Low salaries provided by the Corporation compared to the private sector which leads to job dropout and braindrain and consequently lack of necessary technical staff

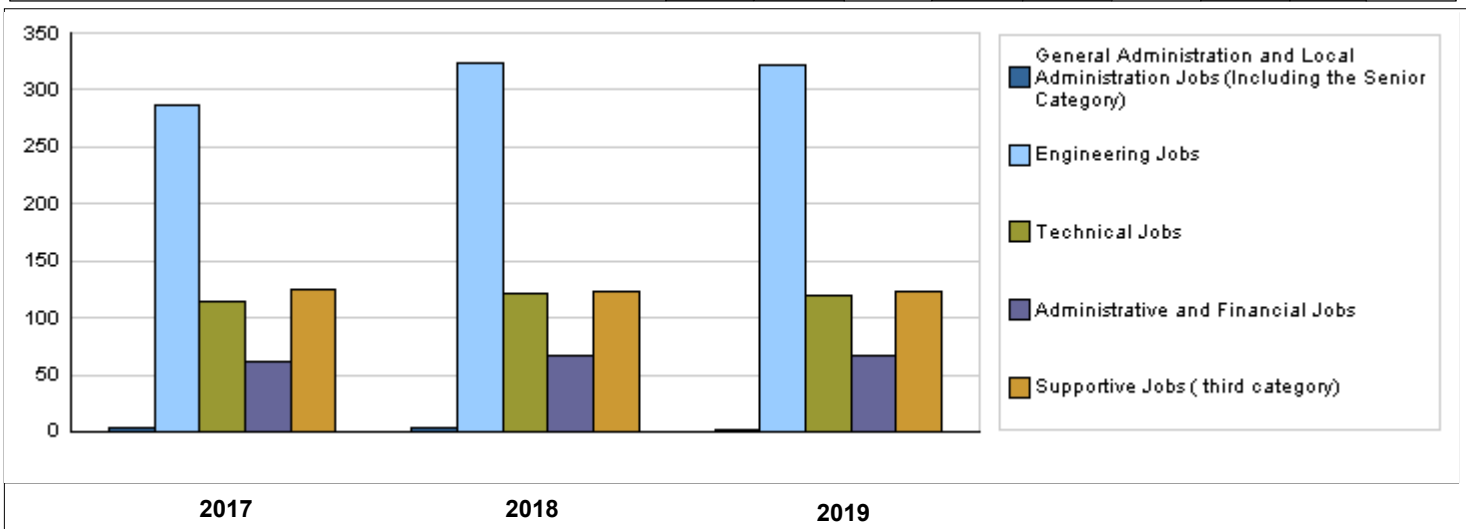
CHAPTER : 1604 Jordan Standards and Metrology Organization

Strategic Objectives and Performance Indicators of the Ministry / Department

Strategic Objective	Performance Indicator	Base year	Value	Actual Value	Target Value	Preliminary Self Evaluation	Target Value		
				2017	2018	2018	2019	2020	2021
1 - To ensure the conformity of products in markets with technical rules and obligatory requirements to protect the health and safety of citizen and his rights	1 Implementation percentage of fuel meters verification plan (periodical + sudden)	2017	%100	%100	%100	%100	%100	%100	%100
	2 Implementation percentage of balance verification plan(commercial , jewelary)	2017	%95	%95	%100	%80	%100	%100	%100
	3 Implementation percentage of markets survey plan	2017	%72	%72	%97	%70	%80	%80	%80
	4 Implementation percentage of factories control plan	2017	%72	%72	%97	%70	%80	%80	%80
	5 Number of companies re-listed on black list	2017	2	2	3	3	3	3	3
2 - To provide high quality services and products to enhance trust in national products and services	1 Percentage of service recipients satisfaction	2017	%88.8	%88.8	%94	%90	%90.5	%91	%91
	2 Number of prepared or reviewed standard specifications and Jordanian technical rules	2017	43	43	100	100	100	110	120
	3 Number of products holding the Jordanian quality mark	2017	124	124	115	122	112	115	118
	4 Number of products holding Halal Certificate	2017	33	33	27	34	36	38	40
	5 Number of issued conformity certificates	2017	3569	3569	3500	3000	3500	3500	3500
	6 Number of testing and calibration laboratories and accredited medical labs	2017	60	60	64	64	66	68	70
3 - To increase the effectiveness of Organization's resources management to realize the sustainability and development of its activities.	1 Percentage of employees satisfaction	2017	%78.6	%78.6	%79	%79	%80	%81	%82
	2 Percentage of increase in the earned revenues	2017	-%10	-%10	%5.5	%37	%2	%2	%2
	3 Percentage of deviation between actual and estimated expenditure	2017	%16	%16	%4.7	%8.5	%10	%10	%10

Number of Staff of the Ministry / Department

Group	Job	2017			2018			Preliminary 2019		
		Male	Female	Total	Male	Female	Total	Male	Female	Total
General Administration and Local Administration Jobs (Including the Senior Category)	Supervising Jobs	3	1	4	1	2	3	1	1	2
Engineering Jobs	Engineering Jobs	215	72	287	247	77	324	248	74	322
Technical Jobs	Technical Jobs	87	28	115	87	34	121	88	31	119
Administrative and Financial Jobs	Administrative and Financial Jobs	37	24	61	40	27	67	42	25	67
Supportive Jobs (third category)	Vocational and Occupational Supportive Jobs	112	12	124	109	14	123	109	14	123
Total		454	137	591	484	154	638	488	145	633
Total Cost of Salaries		0	0	0	0	0	0	4096733	1217267	5314000



Key Information of the Ministry / Department

No.	Description
1	Approval of modified specifications and standards law in 2015
2	The Jordanian accreditation obtaining the international recognition by the International Laboratory Accreditation Corporation ILAC in 2017
3	Opening metrological verification center in Marka in 2017
4	Create silverware testing and tanning service in 2016
5	Establishing energy efficiency labs and vehicles oils labs in 2016

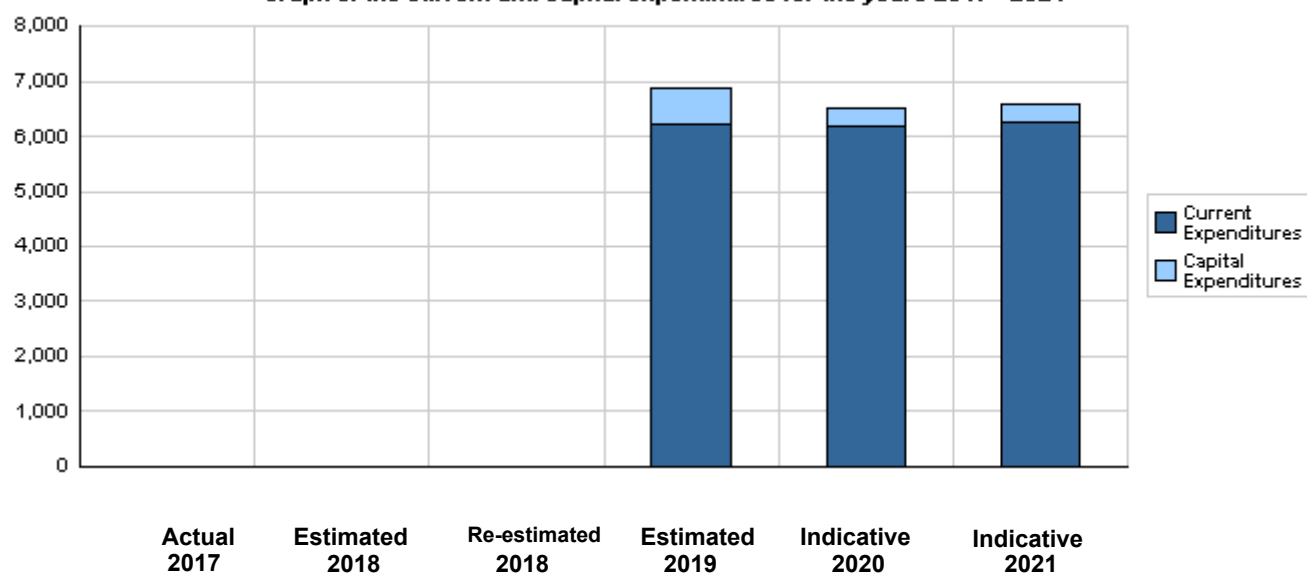
**Overall Summary of Expenditures for Chapter 1604- Jordan Standards and Metrology Organization
for the Years 2017 - 2021**

(In JDs)

Description		Actual 2017	Estimated 2018	Re-estimated 2018	Estimated 2019	Indicative 2020 2021	
Group	Current Expenditures						
2111	Salaries, Wages and Allowances	0	0	0	4,834,000	4,895,000	4,957,000
2121	Social Security Contributions	0	0	0	480,000	487,000	495,000
2211	Use of Goods and Services	0	0	0	745,000	650,000	650,000
2821	Other Current Expenditures	0	0	0	150,000	155,000	155,000
Total current expenditures		0	0	0	6,209,000	6,187,000	6,257,000
Capital Expenditures							
2111	Salaries, Wages and Allowances	0	0	0	30,000	30,000	30,000
2211	Use of Goods and Services	0	0	0	115,000	125,000	0
3111	Buildings and Constructions	0	0	0	260,000	0	0
3112	Devices, Machinery and Equipment	0	0	0	243,000	185,000	295,000
3113	Other Fixed Assets	0	0	0	20,000	0	0
Total capital expenditures		0	0	0	668,000	340,000	325,000
Treasury		0	0	0	668,000	340,000	325,000
Total current and capital expenditures		0	0	0	6,877,000	6,527,000	6,582,000

(Thousands of JDs)

Graph of the current and capital expenditures for the years 2017 - 2021

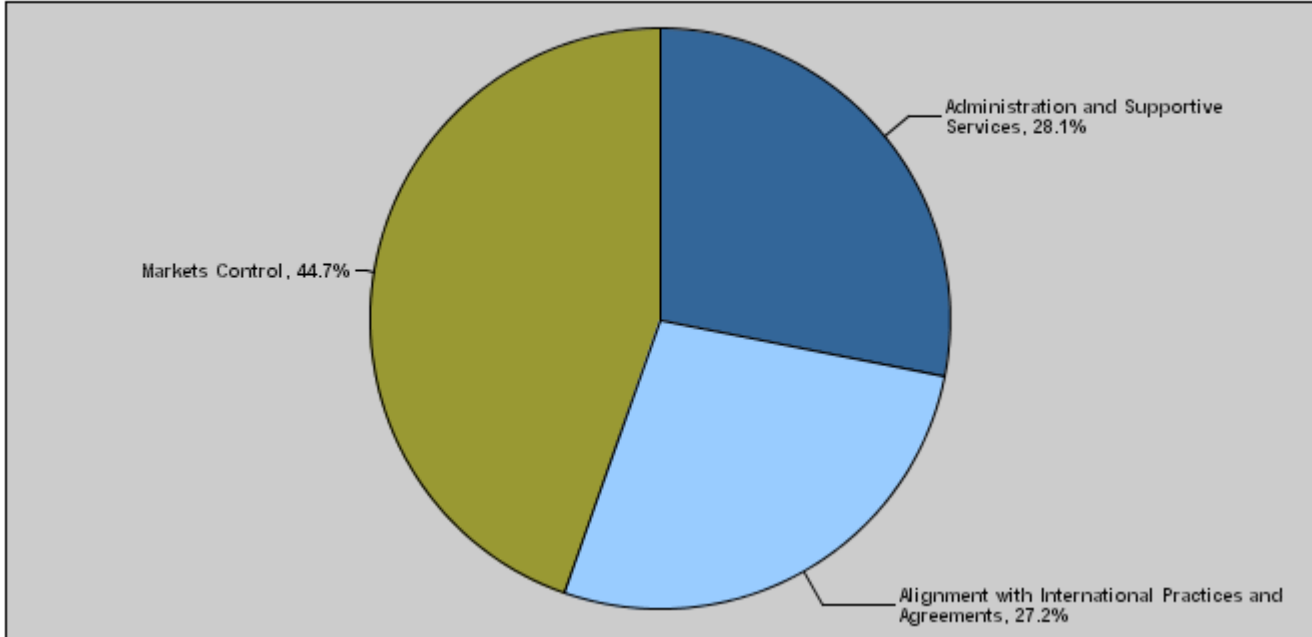


**Budget of Chapter 1604 - Jordan Standards and Metrology Organization
For the Year 2019 Distributed According to Program**

(In JDs)

Prog.	Description	Current Expenditures	Capital Expenditures	Total Expenditures
6381	Administration and Supportive Services	1,810,000	125,000	1,935,000
6382	Alignment with International Practices and Agreements	1,724,000	145,000	1,869,000
6383	Markets Control	2,675,000	398,000	3,073,000
	Total	6,209,000	668,000	6,877,000

Total Expenditures for the Year 2019 Distributed According to Programs



Estimated Allocations for Females distributed according to Programs for the Years 2017 - 2021

Program	2017	2018	2019	2020	2021
6381 Administration and Supportive Services	0	0	602000	659000	559000
6382 Alignment with International Practices and Agreements	0	0	896000	862000	910000
6383 Markets Control	0	0	588000	420000	484000
Total	0	0	2086000	1941000	1953000

Budget Chapter 1604 - Jordan Standards and Metrology Organization Distributed According to the Program

6381	Administration and Supportive Services Program
Objective of the program :	
<ul style="list-style-type: none"> - Effective and efficient administration for financial resources. - Developing and improving domestic work environment to increase employees efficiency. 	
The strategic objective related to the program :	
Increase the effectiveness of the Corporation's resources management to realize the sustainability and development of its activities.	
Directorates associated with the program :	
<ul style="list-style-type: none"> - Financial and Administrative Affairs Directorate - HR Directorate - Legal Affairs Unit - Integrated Quality Management Unit - Internal Control Unit 	
Services provided by the program :	
Provide the financial and administrative support for all the Corporation's programs, projects and activities.	
Staff working in the program :	
The program is implemented through a functional staff in 2018 estimated with (176) staff, including (124) males and (52) females .	

Performance Measurement Indicators for Program

	Performance Measurement Indicator	Base Year	Value	Actual value	Target Value	Preliminary Self Evaluation	Target Value		
				2017	2018		2018	2019	2020
1	Percentage of staff satisfaction	2017	%78.6	%78.6	%79	%79	%80	%81	%82
2	Percentage of earned revenues increase	2017	-%10	-%10	%5.5	%37	%2	%2	%2
3	Percentage of deviation between actual and estimated expenditure	2017	%16	%16	%4.7	%8.5	%10	%10	%10

Appropriations Of Administration and Supportive Services Program as Per Activities and Projects. (In JDs)

Activities and Projects	Actual	Estimated	Re-estimated	Estimated	Indicative	
	2017	2018	2018	2019	2020	2021
Current Expenditures	0	0	0	1,810,000	1,844,000	1,862,000
601 Administrative and support services	0	0	0	1,810,000	1,844,000	1,862,000
Capital Expenditures	0	0	0	125,000	225,000	0
003 Solar Energy Use Project	0	0	0	100,000	100,000	0
004 E-linkage of the Institution	0	0	0	25,000	125,000	0
Program / Treasury	0	0	0	125,000	225,000	0
Total Program	0	0	0	1,935,000	2,069,000	1,862,000

Budget Chapter 1604 - Jordan Standards and Metrology Organization Distributed According to the Program

6382	Alignment with International Practices and Agreements Program
------	---

Objective of the program :

- Adjust Jordanian standard specifications and technical rules with the international, regional and national specifications and meet the needs of service recipients requirements of those technical rules and specifications.
- Increase trust in conformity certificates and Jordanian quality mark on all domestic, regional and international levels.
- Align work procedures of accreditation unit for ISO/IEC 17011 requirements and expand the unit work domain to cover accreditation of inspection entities and donars for systems conformity certificates

The strategic objective related to the program :

Provide high quality products and services to enhance trust in the national products and services.

Directorates associated with the program :

- Standardization Directorate
- Conformity Certificates Directorate
- Accreditation Unit
- Knowledge Management Directorate
- Labs Unit

Services provided by the program :

- Prepare or review Jordanian standard specification / technical base and provide technical consultations for service recipients.
- Issue conformity certificates for standard specifications, grant Jordanian quality mark, good agricultural practices certificate and Jordanian food Halal Certificate and verify accuracy of organic products certificate.
- Sell Jordanian and nonjordanian standard specifications.
- Test samples of food, fodder and chemicals to determine their conformity with standard specifications and concerned Jordanian technical rules and test and classify energy efficiency of electric bulbs.

Staff working in the program :

The program is implemented through a functional staff in 2018 estimated with (93) staff, including (48) males and (45) females .

Performance Measurement Indicators for Program									
Performance Measurement Indicator	Base Year	Value	Actual value	Target Value	Preliminary Self Evaluation	Target Value			
			2017	2018		2018	2019	2020	2021
1	Number of prepared or reviewed Jordanian technical rules and standard specifications	2017	43	43	100	100	100	110	120
2	Number of products holding the Jordanian quality mark	2017	124	124	115	122	112	115	118
3	Number of products holding Halal Certificate	2017	33	33	27	34	36	38	40
4	Number of issued conformity certificates	2017	3569	3569	3500	3000	3500	3500	3500
5	Number of testing and calibration labs and accredited medical labs	2017	60	60	64	64	66	68	70

Appropriations Of Alignment with International Practices and Agreements Program as Per Activities and Projects. (In JDs)						
Activities and Projects	Actual	Estimated	Re-estimated	Estimated	Indicative	
	2017	2018	2018	2019	2020	2021
Current Expenditures	0	0	0	1,724,000	1,746,000	1,762,000
601 Harmonizing quality systems with international practices	0	0	0	1,724,000	1,746,000	1,762,000
Capital Expenditures	0	0	0	145,000	50,000	136,000
001 Sustaining and developing the institution's labs	0	0	0	145,000	50,000	136,000
Program / Treasury	0	0	0	145,000	50,000	136,000
Total Program	0	0	0	1,869,000	1,796,000	1,898,000

Budget Chapter 1604 - Jordan Standards and Metrology Organization Distributed According to the Program

6383	Markets Control Program
Objective of the program :	
<ul style="list-style-type: none"> - Ensure conformity of imported and locally produced products on the market with the Jordanian technical rules. - Ensure conformity of legal measurement tools and pre-filled packages with mandatory requirements. - Ensure conformity of local and imported jewelery with technical standards and rules. 	
The strategic objective related to the program :	
Ensure conformity of goods in markets with the technical rules and obligatory requirements to protect the health, safety and rights of citizens.	
Directorates associated with the program :	
<ul style="list-style-type: none"> - Inspection Directorate - Standards Directorate - Jewelery Directorate - Border Control Directorate - Northern Region Office - Southern Region Branch - Anti-Counterfeiting, Verification and Notification Unit 	
Services provided by the program :	
<ul style="list-style-type: none"> - Control on electric lifts, and control on local markets products based on citizens complaints. - Verify and calibrate the imported measurement tools and license maintenance and installation workshops. - Periodically verify taxi meters, fuel tanks meters and stations fuel measurement systems and verify the pre-filled bottles. - Test the jewelery samples to verify their calibrations and stamp gold, silver and platinum bars and test gold and silver bars. - Control imported goods. - Self- verification of the authenticity and validity of conformity evaluation documents and verify the validity of trademarks. 	
Staff working in the program :	
The program is implemented through a functional staff in 2018 estimated with (369) staff, including (312) males and (57) females .	

Performance Measurement Indicators for Program

Performance Measurement Indicator	Base Year	Value	Actual value	Target Value	Preliminary Self Evaluation	Target Value		
			2017	2018		2018	2019	2020
1 Percentage of (periodical + sudden) implementation of fuels meters verification plan	2017	%100	%100	%100	%100	%100	%100	%100
2 Percentage of (commercial, gold) balances verification plan implementation	2017	%95	%95	%100	%80	%100	%100	%100
3 Percentage of markets survey plan implementation	2017	%72	%72	%97	%70	%80	%80	%80
4 Percentage of factories control plan implementation	2017	%72	%72	%97	%70	%80	%80	%80

Appropriations Of Markets Control Program as Per Activities and Projects.

(In JDs)

Activities and Projects	Actual	Estimated	Re-estimated	Estimated	Indicative	
	2017	2018	2018	2019	2020	2021
Current Expenditures	0	0	0	2,675,000	2,597,000	2,633,000
601 Enhance the quality of products in markets	0	0	0	2,675,000	2,597,000	2,633,000
Capital Expenditures	0	0	0	398,000	65,000	189,000
001 Markets Control Program Administration Project	0	0	0	108,000	13,000	36,000
004 Establishing and equipping metrology verification laboratories	0	0	0	30,000	52,000	153,000
008 Establish a building to test efficient lightening products	0	0	0	260,000	0	0
Program / Treasury	0	0	0	398,000	65,000	189,000
Total Program	0	0	0	3,073,000	2,662,000	2,822,000

Chapter : 1604 Jordan Standards and Metrology Organization

(In JDs)

Current Activities Appropriations According to Program								
Prog.	Activites		Actual	Estimated	Re-estimated	Estimated	Indicative	Indicative
			2017	2018	2018	2019	2020	2021
6383	601	Enhance the quality of products in markets	0	0	0	2675000	2597000	2633000
		Total of Program	0	0	0	2675000	2597000	2633000
6382	601	Harmonizing quality systems with international practices	0	0	0	1724000	1746000	1762000
		Total of Program	0	0	0	1724000	1746000	1762000
6381	601	Administrative and support services	0	0	0	1810000	1844000	1862000
		Total of Program	0	0	0	1810000	1844000	1862000
		Total	0	0	0	6209000	6187000	6257000

Capital Projects Appropriations According to Program								
Prog.	Projects		Actual	Estimated	Re-estimated	Estimated	Indicative	Indicative
			2017	2018	2018	2019	2020	2021
6383	001	Markets Control Program Administration Project	0	0	0	108000	13000	36000
	004	Establishing and equipping metrology verification laboratories	0	0	0	30000	52000	153000
	008	Establish a building to test efficient lightening products	0	0	0	260000	0	0
		Total of Program	0	0	0	398000	65000	189000
6382	001	Sustaining and developing the institution's labs	0	0	0	145000	50000	136000
		Total of Program	0	0	0	145000	50000	136000
6381	003	Solar Energy Use Project	0	0	0	100000	100000	0
	004	E-linkage of the Institution	0	0	0	25000	125000	0
		Total of Program	0	0	0	125000	225000	0
		Total	0	0	0	668000	340000	325000

Overall Summary of Current Expenditures for the Years 2017 - 2021

Chapter: 1604 Jordan Standards and Metrology Organization

(In JDs)

Group	Item	Description	Actual 2017	Estimated 2018	Re-estimated 2018	Estimated 2019	Indicative 2020	Indicative 2021
21		Compensations of Employees						
2111		Salaries, Wages and Allowances						
	101	Classified Employees	0	0	0	32000	33000	34000
	102	Unclassified Employees	0	0	0	825000	830000	839000
	103	Comprehensive Contract Employees	0	0	0	213000	217000	219000
	105	Personal Cost of Living Allowance	0	0	0	890000	902000	912000
	106	Family Cost of Living Allowance	0	0	0	68000	70000	72000
	111	Additional Allowance	0	0	0	1181000	1200000	1222000
	112	Other Allowances	0	0	0	194000	200000	205000
	113	Transportation Allowance	0	0	0	99000	100000	102000
	114	Transport Allowance	0	0	0	66000	68000	70000
	116	Employees' Bonuses	0	0	0	750000	750000	750000
	120	Contract Employees	0	0	0	516000	525000	532000
		Total	0	0	0	4834000	4895000	4957000
2121		Social Security Contributions						
	301	Social Security	0	0	0	480000	487000	495000
		Total	0	0	0	480000	487000	495000
22		Use of Goods and Services						
2211		Use of Goods and Services						
	202	Telecommunications Services	0	0	0	20000	20000	20000
	203	Water	0	0	0	16000	16000	16000
	204	Electricity	0	0	0	166000	168000	168000
	205	Fuels	0	0	0	88000	88000	88000
	206	Maintenance of Machines, furniture and accessories	0	0	0	78000	78000	78000
	207	Maintenance of vehicles, equipment and accessories	0	0	0	31000	32000	32000
	208	Repair and maintenance of buildings and accessories	0	0	0	5000	5000	5000
	209	Stationery, Publications and Office Supplies	0	0	0	24000	24000	24000
	210	Substances and raw materials (medicines, clothes, food, films, etc..)	0	0	0	32000	32000	32000
	211	Cleaning services and supplies including cleaning contracts	0	0	0	97000	97000	97000
	212	Insurance	0	0	0	21000	21000	21000
	213	Official Travel Missions	0	0	0	40000	42000	42000
	214	Goods and services expenses	0	0	0	127000	27000	27000
		Total	0	0	0	745000	650000	650000
28		Other Expenditures						
2821		Other Current Expenditures						
	302	Contributions	0	0	0	108000	111000	111000
	303	Scientific scholarships and training courses	0	0	0	17000	18000	18000
	305	Non-Employees' Bonuses	0	0	0	25000	26000	26000
		Total	0	0	0	150000	155000	155000
		Total of Chapter	0	0	0	6209000	6187000	6257000

Program : 6381 - Administration and Supportive Services								
Activity : 601 - Administrative and support services								
Group	Item	Description	Actual 2017	Estimated 2018	Re-estimated 2018	Estimated 2019	Indicative 2020	Indicative 2021
21		Compensations of Employees						
2111		Salaries, Wages and Allowances						
	101	Classified Employees	0	0	0	21000	21000	22000
	102	Unclassified Employees	0	0	0	300000	302000	304000
	103	Comprehensive Contract Employees	0	0	0	60000	62000	63000
	105	Personal Cost of Living Allowance	0	0	0	279000	283000	285000
	106	Family Cost of Living Allowance	0	0	0	23000	25000	25000
	111	Additional Allowance	0	0	0	221000	230000	235000
	112	Other Allowances	0	0	0	54000	55000	56000
	113	Transportation Allowance	0	0	0	27000	28000	29000
	114	Transport Allowance	0	0	0	23000	24000	24000
	116	Employees' Bonuses	0	0	0	280000	280000	280000
	120	Contract Employees	0	0	0	158000	162000	165000
		Total	0	0	0	1446000	1472000	1488000
2121		Social Security Contributions						
	301	Social Security	0	0	0	130000	132000	134000
		Total	0	0	0	130000	132000	134000
22		Use of Goods and Services						
2211		Use of Goods and Services						
	202	Telecommunications Services	0	0	0	9000	9000	9000
	203	Water	0	0	0	8000	8000	8000
	204	Electricity	0	0	0	68000	70000	70000
	205	Fuels	0	0	0	22000	22000	22000
	001	Heating	0	0	0	8000	8000	8000
	002	Saloon vehicles	0	0	0	14000	14000	14000
	206	Maintenance of Machines, furniture and accessories	0	0	0	14000	14000	14000
	207	Maintenance of vehicles, equipment and accessories	0	0	0	6000	6000	6000
	208	Repair and maintenance of buildings and accessories	0	0	0	2000	2000	2000
	209	Stationery, Publications and Office Supplies	0	0	0	14000	14000	14000
	210	Substances and raw materials (medicines, clothes, food, films, etc..)	0	0	0	3000	3000	3000
	211	Cleaning services and supplies including cleaning contracts	0	0	0	33000	33000	33000
	212	Insurance	0	0	0	4000	4000	4000
	213	Official Travel Missions	0	0	0	23000	25000	25000
	214	Goods and services expenses	0	0	0	11000	11000	11000
	001	Events and hospitality	0	0	0	3000	3000	3000
	008	Advertisements and subscriptions	0	0	0	3000	3000	3000
	028	Professional services expenditures	0	0	0	4000	4000	4000
	081	Stamps, fines and penalties	0	0	0	500	500	500
	083	Banking expenses	0	0	0	500	500	500
		Total	0	0	0	217000	221000	221000
28		Other Expenditures						
2821		Other Current Expenditures						
	302	Contributions	0	0	0	4000	5000	5000
	028	End of Service Compensation	0	0	0	4000	5000	5000
	303	Scientific scholarships and training courses	0	0	0	6000	6000	6000
	305	Non-Employees' Bonuses	0	0	0	7000	8000	8000
		Total	0	0	0	17000	19000	19000
		Total of Activity	0	0	0	1810000	1844000	1862000
		Total of Program	0	0	0	1810000	1844000	1862000

Program : 6382 - Alignment with International Practices and Agreements								
Activity : 601 - Harmonizing quality systems with international practices								
Group	Item	Description	Actual 2017	Estimated 2018	Re-estimated 2018	Estimated 2019	Indicative 2020	Indicative 2021
21		Compensations of Employees						
2111		Salaries, Wages and Allowances						
	102	Unclassified Employees	0	0	0	215000	218000	220000
	103	Comprehensive Contract Employees	0	0	0	153000	155000	156000
	105	Personal Cost of Living Allowance	0	0	0	189000	192000	195000
	106	Family Cost of Living Allowance	0	0	0	8000	8000	9000
	111	Additional Allowance	0	0	0	365000	370000	372000
	112	Other Allowances	0	0	0	20000	22000	23000
	113	Transportation Allowance	0	0	0	29000	29000	29000
	114	Transport Allowance	0	0	0	12000	13000	14000
	116	Employees' Bonuses	0	0	0	185000	185000	185000
	120	Contract Employees	0	0	0	170000	173000	175000
		Total	0	0	0	1346000	1365000	1378000
2121		Social Security Contributions						
	301	Social Security	0	0	0	120000	122000	125000
		Total	0	0	0	120000	122000	125000
22		Use of Goods and Services						
2211		Use of Goods and Services						
	202	Telecommunications Services	0	0	0	4000	4000	4000
	203	Water	0	0	0	4000	4000	4000
	204	Electricity	0	0	0	31000	31000	31000
	205	Fuels	0	0	0	8000	8000	8000
	001	Heating	0	0	0	5000	5000	5000
	002	Saloon vehicles	0	0	0	3000	3000	3000
	206	Maintenance of Machines, furniture and accessories	0	0	0	53000	53000	53000
	207	Maintenance of vehicles, equipment and accessories	0	0	0	2000	2000	2000
	208	Repair and maintenance of buildings and accessories	0	0	0	1000	1000	1000
	209	Stationery, Publications and Office Supplies	0	0	0	5000	5000	5000
	210	Substances and raw materials (medicines, clothes, food, films, etc..)	0	0	0	20000	20000	20000
	026	Supplies for laboratories	0	0	0	20000	20000	20000
	211	Cleaning services and supplies including cleaning contracts	0	0	0	31000	31000	31000
	212	Insurance	0	0	0	2000	2000	2000
	213	Official Travel Missions	0	0	0	4000	4000	4000
	214	Goods and services expenses	0	0	0	7000	7000	7000
	001	Events and hospitality	0	0	0	2000	2000	2000
	008	Advertisements and subscriptions	0	0	0	3000	3000	3000
	083	Banking expenses	0	0	0	2000	2000	2000
		Total	0	0	0	172000	172000	172000
28		Other Expenditures						
2821		Other Current Expenditures						
	302	Contributions	0	0	0	69000	70000	70000
	000	Contributions	0	0	0	65000	65000	65000
	028	End of Service Compensation	0	0	0	4000	5000	5000
	303	Scientific scholarships and training courses	0	0	0	5000	5000	5000
	305	Non-Employees' Bonuses	0	0	0	12000	12000	12000
		Total	0	0	0	86000	87000	87000
		Total of Activity	0	0	0	1724000	1746000	1762000
		Total of Program	0	0	0	1724000	1746000	1762000

Program : 6383 - Markets Control								
Activity : 601 - Enhance the quality of products in markets								
Group	Item	Description	Actual 2017	Estimated 2018	Re-estimated 2018	Estimated 2019	Indicative 2020	Indicative 2021
21		Compensations of Employees						
2111		Salaries, Wages and Allowances						
	101	Classified Employees	0	0	0	11000	12000	12000
	102	Unclassified Employees	0	0	0	310000	310000	315000
	105	Personal Cost of Living Allowance	0	0	0	422000	427000	432000
	106	Family Cost of Living Allowance	0	0	0	37000	37000	38000
	111	Additional Allowance	0	0	0	595000	600000	615000
	112	Other Allowances	0	0	0	120000	123000	126000
	113	Transportation Allowance	0	0	0	43000	43000	44000
	114	Transport Allowance	0	0	0	31000	31000	32000
	116	Employees' Bonuses	0	0	0	285000	285000	285000
	120	Contract Employees	0	0	0	188000	190000	192000
		Total	0	0	0	2042000	2058000	2091000
2121		Social Security Contributions						
	301	Social Security	0	0	0	230000	233000	236000
		Total	0	0	0	230000	233000	236000
22		Use of Goods and Services						
2211		Use of Goods and Services						
	202	Telecommunications Services	0	0	0	7000	7000	7000
	203	Water	0	0	0	4000	4000	4000
	204	Electricity	0	0	0	67000	67000	67000
	205	Fuels	0	0	0	58000	58000	58000
	001	Heating	0	0	0	13000	13000	13000
	002	Saloon vehicles	0	0	0	33000	33000	33000
	003	Transport vehicles and heavy equipment	0	0	0	12000	12000	12000
	206	Maintenance of Machines, furniture and accessories	0	0	0	11000	11000	11000
	207	Maintenance of vehicles, equipment and accessories	0	0	0	23000	24000	24000
	208	Repair and maintenance of buildings and accessories	0	0	0	2000	2000	2000
	209	Stationery, Publications and Office Supplies	0	0	0	5000	5000	5000
	210	Substances and raw materials (medicines, clothes, food, films, etc..)	0	0	0	9000	9000	9000
	026	Supplies for laboratories	0	0	0	9000	9000	9000
	211	Cleaning services and supplies including cleaning contracts	0	0	0	33000	33000	33000
	212	Insurance	0	0	0	15000	15000	15000
	213	Official Travel Missions	0	0	0	13000	13000	13000
	214	Goods and services expenses	0	0	0	109000	9000	9000
	001	Events and hospitality	0	0	0	2000	2000	2000
	008	Advertisements and subscriptions	0	0	0	2000	2000	2000
	015	Transport and shipment wages	0	0	0	3000	3000	3000
	058	Judicial compensations	0	0	0	102000	2000	2000
		Total	0	0	0	356000	257000	257000
28		Other Expenditures						
2821		Other Current Expenditures						
	302	Contributions	0	0	0	35000	36000	36000
	000	Contributions	0	0	0	30000	30000	30000
	028	End of Service Compensation	0	0	0	5000	6000	6000
	303	Scientific scholarships and training courses	0	0	0	6000	7000	7000
	305	Non-Employees' Bonuses	0	0	0	6000	6000	6000
		Total	0	0	0	47000	49000	49000
		Total of Activity	0	0	0	2675000	2597000	2633000
		Total of Program	0	0	0	2675000	2597000	2633000
		Total of Chapter	0	0	0	6209000	6187000	6257000

Overall Summary of Capital Expenditures for the Years 2017 - 2021

Chapter : 1604 Jordan Standards and Metrology Organization

(In JDs)

Group	Item	Description	Actual 2017	Estimated 2018	Re-estimated 2018	Estimated 2019	Indicative 2020	Indicative 2021
		Expenditures						
21		Compensations of Employees						
2111		Salaries, Wages and Allowances						
	501	Salaries	0	0	0	30000	30000	30000
		Total	0	0	0	30000	30000	30000
22		Use of Goods and Services						
2211		Use of Goods and Services						
	510	Buildings and facilities repair and maintenance	0	0	0	90000	0	0
	512	Operating and Sustaining Expenditures	0	0	0	25000	125000	0
		Total	0	0	0	115000	125000	0
		Fixed Assets						
31		Non-financial Assets						
3111		Buildings and Constructions						
	508	Works and Constructions	0	0	0	260000	0	0
		Total	0	0	0	260000	0	0
3112		Devices, Machinery and Equipment						
	505	Equipment, Machines and Devices	0	0	0	243000	185000	295000
		Total	0	0	0	243000	185000	295000
3113		Other Fixed Assets						
	511	Equipping and furnishing	0	0	0	20000	0	0
		Total	0	0	0	20000	0	0
		Total of Chapter	0	0	0	668000	340000	325000

Capital Expenditures According to Program and Projects for the Years 2017 - 2021

Chapter : 1604 Jordan Standards and Metrology Organization

(In JDs)

Program 6381 Administration and Supportive Services								
Project		003 Solar Energy Use Project						
Fund Source		102001 Capital (Treasury)						
Group	item	Description	Actual 2017	Estimated 2018	Re-estimated 2018	Estimated 2019	Indicative 2020	Indicative 2021
31		Non-financial Assets						
3112		Devices, Machinery and Equipment						
	505	Equipment, Machines and Devices						
	068	Solar cells generating the electric energy	0	0	0	100000	100000	0
		Total of Item	0	0	0	100000	100000	0
		Total of Project / Treasury	0	0	0	100000	100000	0
Project		004 E-linkage of the Institution						
Fund Source		102001 Capital (Treasury)						
Group	item	Description	Actual 2017	Estimated 2018	Re-estimated 2018	Estimated 2019	Indicative 2020	Indicative 2021
22		Use of Goods and Services						
2211		Use of Goods and Services						
	512	Operating and Sustaining Expenditures						
	018	Computer networks maintenance	0	0	0	25000	125000	0
		Total of Item	0	0	0	25000	125000	0
		Total of Project / Treasury	0	0	0	25000	125000	0
		Total of Program	0	0	0	125000	225000	0

Capital Expenditures According to Program and Projects for the Years 2017 - 2021

Chapter : 1604 Jordan Standards and Metrology Organization

(In JDs)

Program 6382 Alignment with International Practices and Agreements								
Project		001 Sustaining and developing the institution's labs						
Fund Source		102001 Capital (Treasury)						
Group	item	Description	Actual 2017	Estimated 2018	Re-estimated 2018	Estimated 2019	Indicative 2020	Indicative 2021
21		Compensations of Employees						
2111		Salaries, Wages and Allowances						
	501	Salaries						
	001	Salaries	0	0	0	30000	30000	30000
		Total of Item	0	0	0	30000	30000	30000
22		Use of Goods and Services						
2211		Use of Goods and Services						
	510	Buildings and facilities repair and maintenance						
	008	Buildings and facilities maintenance	0	0	0	90000	0	0
		Total of Item	0	0	0	90000	0	0
31		Non-financial Assets						
3112		Devices, Machinery and Equipment						
	505	Equipment, Machines and Devices						
	001	Computers and accessories	0	0	0	10000	4000	4000
	009	Laboratories and Measurement Devices	0	0	0	15000	16000	102000
		Total of Item	0	0	0	25000	20000	106000
		Total of Project / Treasury	0	0	0	145000	50000	136000
		Total of Program	0	0	0	145000	50000	136000

Capital Expenditures According to Program and Projects for the Years 2017 - 2021

Chapter : 1604 Jordan Standards and Metrology Organization

(In JDs)

Program 6383 Markets Control								
Project		001 Markets Control Program Administration Project						
Fund Source		102001	Capital (Treasury)					
Group	item	Description	Actual 2017	Estimated 2018	Re-estimated 2018	Estimated 2019	Indicative 2020	Indicative 2021
31		Non-financial Assets						
3112		Devices, Machinery and Equipment						
	505	Equipment, Machines and Devices						
	001	Computers and accessories	0	0	0	8000	13000	13000
	009	Laboratories and Measurement Devices	0	0	0	100000	0	23000
		Total of Item	0	0	0	108000	13000	36000
		Total of Project / Treasury	0	0	0	108000	13000	36000
Project		004 Establishing and equipping metrology verification laboratories						
Fund Source		102001	Capital (Treasury)					
Group	item	Description	Actual 2017	Estimated 2018	Re-estimated 2018	Estimated 2019	Indicative 2020	Indicative 2021
31		Non-financial Assets						
3112		Devices, Machinery and Equipment						
	505	Equipment, Machines and Devices						
	001	Computers and accessories	0	0	0	10000	3000	3000
	009	Laboratories and Measurement Devices	0	0	0	0	49000	150000
		Total of Item	0	0	0	10000	52000	153000
3113		Other Fixed Assets						
	511	Equipping and furnishing						
	005	Laboratories furnishings	0	0	0	20000	0	0
		Total of Item	0	0	0	20000	0	0
		Total of Project / Treasury	0	0	0	30000	52000	153000
Project		008 Establish a building to test efficient lightening products						
Fund Source		102001	Capital (Treasury)					
Group	item	Description	Actual 2017	Estimated 2018	Re-estimated 2018	Estimated 2019	Indicative 2020	Indicative 2021
31		Non-financial Assets						
3111		Buildings and Constructions						
	508	Works and Constructions						
	040	Constructions	0	0	0	260000	0	0
		Total of Item	0	0	0	260000	0	0
		Total of Project / Treasury	0	0	0	260000	0	0
Total of Program			0	0	0	398000	65000	189000
Total of Chapter			0	0	0	668000	340000	325000