

## **Chapter : 1602 Ministry of Industry, Trade and Supply / Companies Control Department**

**Creation:** The Companies Control Department was established under the provisions of Companies Law No.(22) for the year 1997 and amendments thereto. It was one of the directorates affiliated to the Ministry of Industry, Trade and Supply; then a special bylaw was issued therefor named the (Companies Control Department Administrative Organization Bylaw No. (44) for the year 2003).

**Vision :** To become one of the most efficient companies monitoring departments on the regional and international level to provide safe investment environment.

**Mission:** Managing auditing and monitoring efficiently and effectively to document and control the basic regulations according to accredited legal and financial regulations.

**Legal Framework :** Companies Law No. (22) for the year 1997, and amendments thereto

### **Tasks of the Ministry / Department:**

- Registration of the various types of companies in the Hashemite Kingdom of Jordan
- Legal, financial and administrative control on the existing companies to protect and take care of all registered companies in the Kingdom.
- Perform the supportive and guidance role for stumbling companies and conduct legal and financial studies related to investment and rectify the statuses of violating companies.
- Apply corporate good governance standards as per criteria used in transparency, shareholders rights and action mechanisms of boards of directors.
- Secure appropriate investment environment which attracts the national and foreign capital through updating the laws and legislation related to companies.
- Liquidation of companies and follow up its procedures and ensure that the responsible for liquidation adheres to related regulations and laws to duly settle the rights of eligible people.

### **Ministry/Department Contribution to the Achievement of the National Objectives:**

- Stimulate the investment climate and develop the national economy.
- Improve the services provided to citizens.

### **Major Issues and Challenges which face the Ministry / Department:**

- Lack of the necessary resources to cover some policies and activities of the Department
- Inability to attract qualified cadres due to low salaries especially in light of the increasing burdens upon the Department and amending Companies Law to help diversify investment
- The difficulty of following up some registered companies for the lack of a clear and known address especially companies registered in the previous decades which haven't updated their data and this reflects negatively on the Department's control role on such companies.
- Weak awareness of registration applicants of registration procedures and legal entitlements despite the informational bulletins and clarifications on the Department's web site.

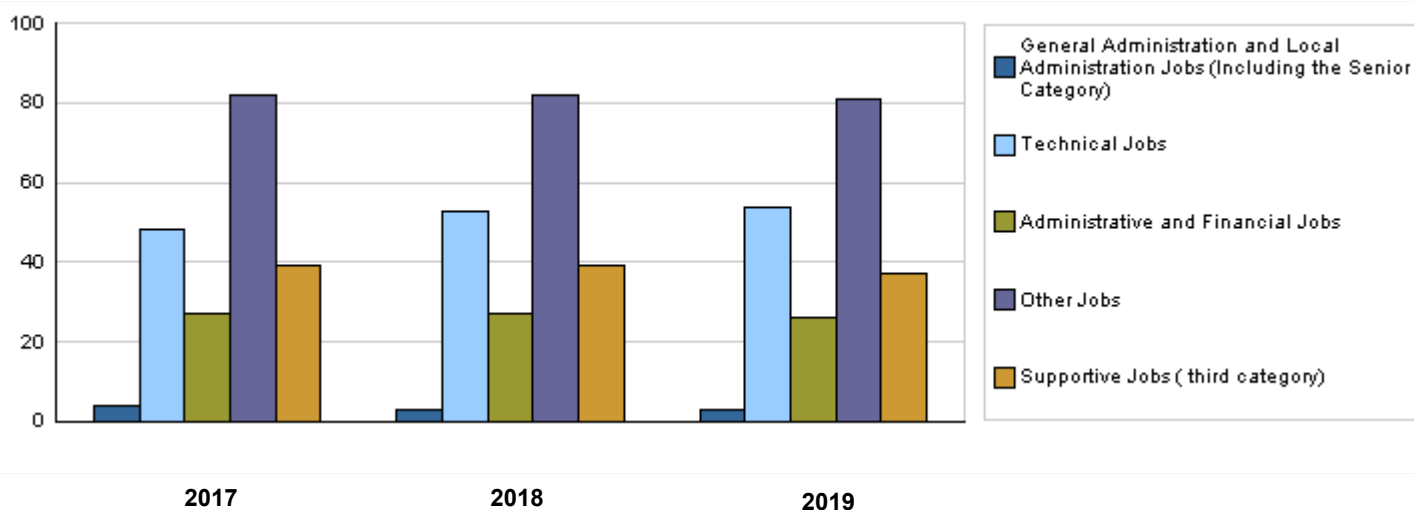
## CHAPTER : 1602 Ministry of Industry, Trade and Supply / Companies Control Department

### Strategic Objectives and Performance Indicators of the Ministry / Department

Strategic Objective	Performance Indicator	Base year	Value	Actual Value	Target Value	Preliminary Self Evaluation	Target Value		
				2017	2018	2018	2019	2020	2021
1 - To develop the economic legislations regulating business environment which contributes to inclusive growth	1 Percentage of achievement of clearance system review and venture capital system and insolvency bylaw and law.	0	-	-	85%	85%	90%	95%	100%
2 - To reduce the costs of commercial businesses practice and to improve the quality of companies services	1 Percentage of electronic services provided for service recipients	0	-	-	14%	14%	54%	74%	100%
	2 Percentage of reduction in time needed to provide companies registration service	0	-	-	10%	10%	20%	25%	30%
3 - To simplify the administrative procedures and to shorten businessmen time	1 Percentage of procedure simplification of companies registration (annually)	0	-	-	10%	10%	30%	35%	40%
	2 Percentage of simplification of financial data depositing procedures annually	0	-	-	35%	40%	50%	75%	100%
	3 Percentage of procedure simplification for transferring non working companies to suspended companies register (annually)	0	-	-	80%	80%	90%	95%	100%
	4 Percentage of procedure simplification for writing off nonworking companies (annually)	0	-	-	70%	70%	80%	90%	100%
4 - To encourage the culture of innovation and creativity of employees	1 Number of creative ideas submitted by employees	0	-	-	7	5	8	9	10
	2 Percentage of applied innovative ideas out of suggestions	0	-	-	100%	100%	100%	100%	100%

### Number of Staff of the Ministry / Department

Group	Job	2017			2018			Preliminary 2019		
		Male	Female	Total	Male	Female	Total	Male	Female	Total
General Administration and Local Administration Jobs (Including the Senior Category)	Companies General Controller	1	0	1	1	0	1	1	0	1
	General Administration and Consultants	2	1	3	2	0	2	2	0	2
Technical Jobs	Technical jobs (Programmer, Data Entry Clerk)	32	16	48	35	18	53	35	19	54
Administrative and Financial Jobs	Administrative and financial jobs	14	13	27	14	13	27	14	12	26
Other Jobs	Investment and finance jobs	57	25	82	57	25	82	56	25	81
Supportive Jobs ( third category)	Supportive jobs (Office Boy, Driver)	25	14	39	25	14	39	25	12	37
<b>Total</b>		<b>131</b>	<b>69</b>	<b>200</b>	<b>134</b>	<b>70</b>	<b>204</b>	<b>133</b>	<b>68</b>	<b>201</b>
<b>Total Cost of Salaries</b>		<b>780110</b>	<b>410898</b>	<b>1191008</b>	<b>812539</b>	<b>424461</b>	<b>1237000</b>	<b>874095</b>	<b>446905</b>	<b>1321000</b>



**Key Information of the Ministry / Department**

<b>No.</b>	<b>Description</b>	<b>2015</b>	<b>2016</b>	<b>2017</b>	<b>2018</b>	<b>2019</b>
1	Number of registered companies annually	6338	7061	6803	3863	7050
2	Volume of annually registered capitals (million JDs)	159	127	349	116	200
3	The Department's revenues (in thousand JDs)	11787	11016	12565	12111	12200

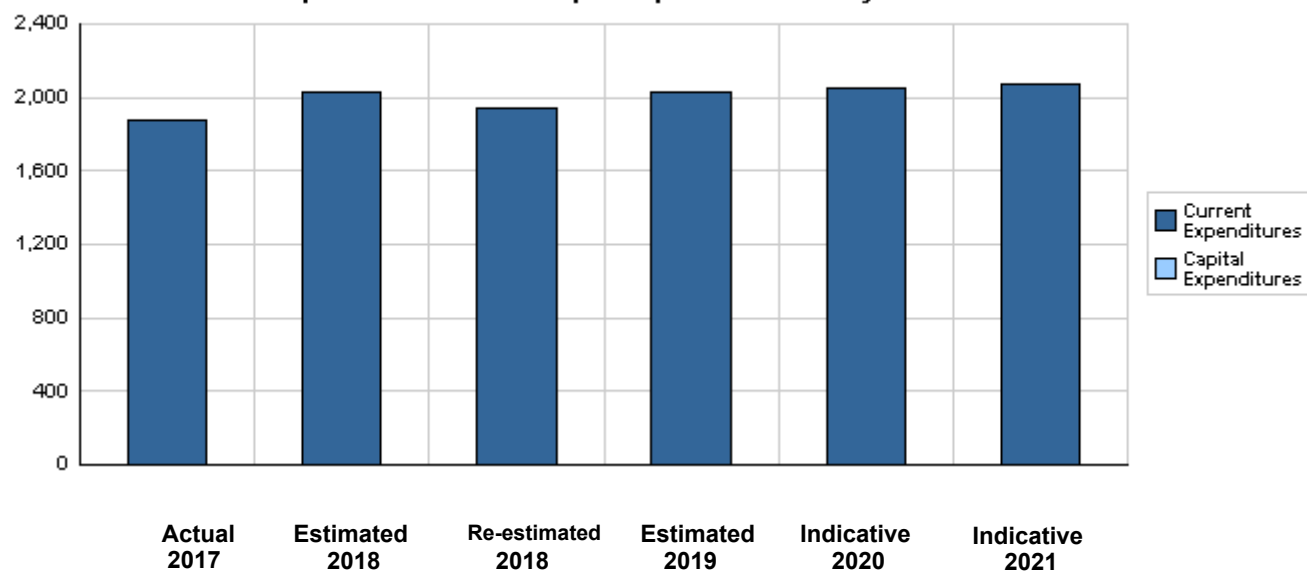
**Overall Summary of Expenditures for Chapter 1602- Ministry of Industry, Trade and Supply / Companies Control  
Department  
for the Years 2017 - 2021**

( In JDs )

Description		Actual 2017	Estimated 2018	Re-estimated 2018	Estimated 2019	Indicative	
						2020	2021
<b>Group</b>	<b>Current Expenditures</b>						
2111	Salaries, Wages and Allowances	1,079,814	1,175,000	1,121,000	1,196,000	1,213,000	1,231,000
2121	Social Security Contributions	111,194	123,000	116,000	125,000	127,000	129,000
2211	Use of Goods and Services	64,338	75,000	59,000	70,000	70,000	70,000
2511	Subsidies to Public Corporations	574,999	600,000	600,000	600,000	600,000	600,000
2821	Other Current Expenditures	1,958	3,000	1,000	1,000	1,000	1,000
3112	Devices, Machinery and Equipment	46,077	57,000	40,000	35,000	40,000	40,000
<b>Total current expenditures</b>		<b>1,878,380</b>	<b>2,033,000</b>	<b>1,937,000</b>	<b>2,027,000</b>	<b>2,051,000</b>	<b>2,071,000</b>
<b>Total capital expenditures</b>		<b>0</b>	<b>0</b>	<b>0</b>	<b>0</b>	<b>0</b>	<b>0</b>
<b>Treasury</b>		<b>0</b>	<b>0</b>	<b>0</b>	<b>0</b>	<b>0</b>	<b>0</b>
<b>Total current and capital expenditures</b>		<b>1,878,380</b>	<b>2,033,000</b>	<b>1,937,000</b>	<b>2,027,000</b>	<b>2,051,000</b>	<b>2,071,000</b>

( Thousands of JDs )

**Graph of the current and capital expenditures for the years 2017 - 2021**



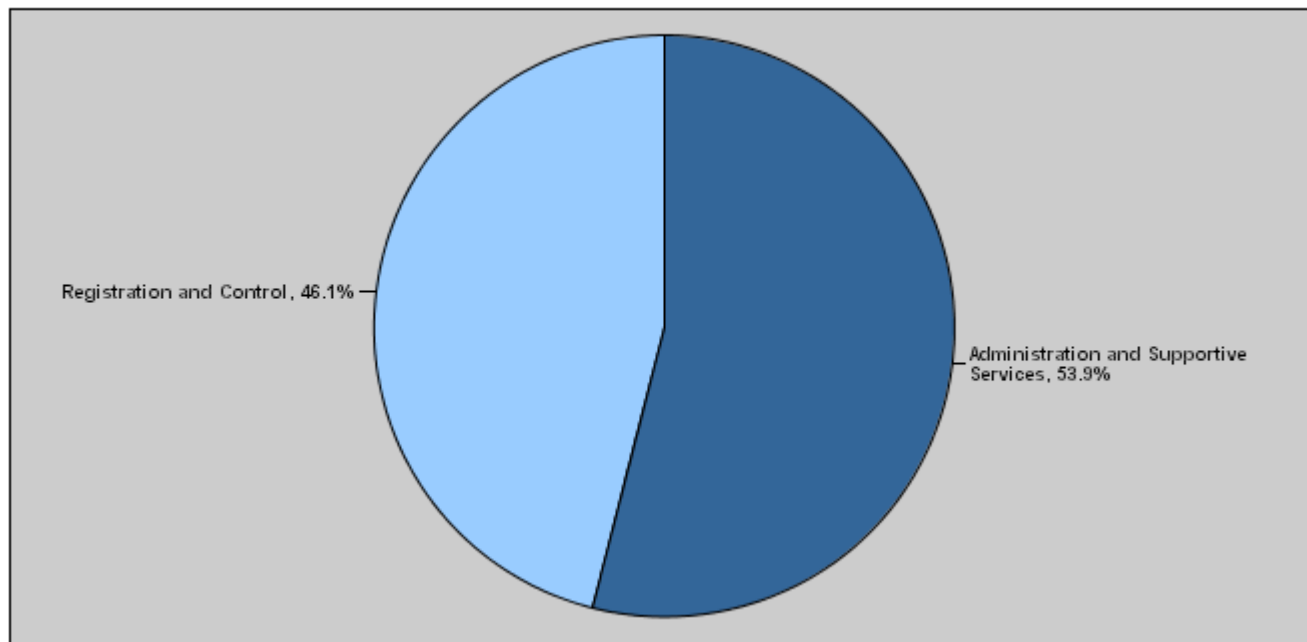
**Budget of Chapter 1602 - Ministry of Industry, Trade and Supply / Companies Control Department**

**For the Year 2019 Distributed According to Program**

**( In JDs )**

Prog.	Description	Current Expenditures	Capital Expenditures	Total Expenditures
2901	Administration and Supportive Services	1,093,000	0	1,093,000
2905	Registration and Control	934,000	0	934,000
	<b>Total</b>	<b>2,027,000</b>	<b>0</b>	<b>2,027,000</b>

**Total Expenditures for the Year 2019 Distributed According to Programs**



**Estimated Allocations for Females distributed according to Programs for the Years 2017 - 2021**

Program	2017	2018	2019	2020	2021
2901 Administration and Supportive Services	349300	351600	369400	373500	377200
2905 Registration and Control	407000	428650	439000	444600	448400
<b>Total</b>	<b>756300</b>	<b>780250</b>	<b>808400</b>	<b>818100</b>	<b>825600</b>

**Budget Chapter 1602 - Ministry of Industry, Trade and Supply / Companies Control Department Distributed  
According to the Program**

**2901 Administration and Supportive Services Program**

**Objective of the program :**

This program aims to develop the level of human resources in terms of training, delegation of authorities, job replacement, dissemination and application of the concept of knowledge economy, prepare the electronic programs that help the Department to optimally perform its tasks at the required pace and reach distinguished levels of job satisfaction as well as the service recipients' satisfaction degrees.

**The strategic objective related to the program :**

- Develop the economic legislations governing business environment which contributes to inclusive growth.
- Encourage staff culture of innovation and creativity.

**Directorates associated with the program :**

- 1- Public Administration Directorate (Human Resources, Supplies, Traffic)
- 2- Financial Affairs Directorate
- 3- Computer Directorate
- 4- Controller's Office
- 5- Internal Control Unit
- 6- Knowledge Directorate

**Services provided by the program :**

Provide the financial and administrative support for all the Department's programs and projects.

**Staff working in the program :**

The program is implemented through a functional staff in 2018 estimated with ( 75 ) staff, including ( 45 ) males and ( 30 ) females .

**Performance Measurement Indicators for Program**

Performance Measurement Indicator	Base Year	Value	Actual value	Target Value	Preliminary Self Evaluation	Target Value		
			2017	2018		2018	2019	2020
1 Time needed to complete transaction / minute	2009	35	25	25	25	25	25	25

**Appropriations Of Administration and Supportive Services Program as Per Activities and Projects. ( In JDs )**

Activities and Projects	Actual	Estimated	Re-estimated	Estimated	Indicative	
	2017	2018	2018	2019	2020	2021
<b>Current Expenditures</b>	<b>1,012,439</b>	<b>1,087,000</b>	<b>1,025,000</b>	<b>1,093,000</b>	<b>1,105,000</b>	<b>1,116,000</b>
601 Administrative and Support Services	1,012,439	1,087,000	1,025,000	1,093,000	1,105,000	1,116,000
<b>Capital Expenditures</b>	<b>0</b>	<b>0</b>	<b>0</b>	<b>0</b>	<b>0</b>	<b>0</b>
Program / Treasury	0	0	0	0	0	0
<b>Total Program</b>	<b>1,012,439</b>	<b>1,087,000</b>	<b>1,025,000</b>	<b>1,093,000</b>	<b>1,105,000</b>	<b>1,116,000</b>

**Budget Chapter 1602 - Ministry of Industry, Trade and Supply / Companies Control Department Distributed  
According to the Program**

<b>2905</b>	<b>Registration and Control Program</b>
<b>Objective of the program :</b>	
This program aims to achieve a distinguished level in companies registration and control as per international means and standards.	
<b>The strategic objective related to the program :</b>	
<ul style="list-style-type: none"> <li>- Reduce the costs of practicing commercial businesses and improve the quality of services provided by companies.</li> <li>- Simplify the administrative procedures and shorten time for businessmen.</li> </ul>	
<b>Directorates associated with the program :</b>	
<ul style="list-style-type: none"> <li>1- Registration Directorate</li> <li>2- Financial Control Directorate</li> <li>3- Legal Affairs Directorate</li> <li>4- Auditing Directorate</li> <li>5- Knowledge Directorate</li> </ul>	
<b>Services provided by the program :</b>	
<p>This program works on developing registration services and post-registration services through:-</p> <ul style="list-style-type: none"> <li>- Documenting and specifying work procedures and realizing distinguished levels of service recipients' satisfaction.</li> <li>- Developing electronic guidance and direction processes.</li> <li>- Enhancing pre and post control mechanisms of companies and rescuing the stumbling companies.</li> <li>- Developing legislation to enhance partnership with the private sector.</li> <li>- Protecting the rights of shareholders, partners and right holders.</li> </ul>	
<b>Staff working in the program :</b>	
The program is implemented through a functional staff in 2018 estimated with ( 129 ) staff, including ( 89 ) males and ( 40 ) females .	

**Performance Measurement Indicators for Program**

Performance Measurement Indicator	Base Year	Value	Actual value	Target Value	Preliminary Self Evaluation	Target Value		
			2017	2018	2018	2019	2020	2021
1 Number of annually registered companies	2009	8064	6803	7050	5000	7050	7300	7350
2 Number of companies violating law	2009	150	150	150	130	150	160	170

**Appropriations Of Registration and Control Program as Per Activities and Projects.**

( In JDs )

Activities and Projects	Actual	Estimated	Re-estimated	Estimated	Indicative	
	2017	2018	2018	2019	2020	2021
<b>Current Expenditures</b>	<b>865,941</b>	<b>946,000</b>	<b>912,000</b>	<b>934,000</b>	<b>946,000</b>	<b>955,000</b>
601 Documentation, registration and control on companies	865,941	946,000	912,000	934,000	946,000	955,000
<b>Capital Expenditures</b>	<b>0</b>	<b>0</b>	<b>0</b>	<b>0</b>	<b>0</b>	<b>0</b>
<b>Program / Treasury</b>	<b>0</b>	<b>0</b>	<b>0</b>	<b>0</b>	<b>0</b>	<b>0</b>
<b>Total Program</b>	<b>865,941</b>	<b>946,000</b>	<b>912,000</b>	<b>934,000</b>	<b>946,000</b>	<b>955,000</b>

Chapter : 1602 Ministry of Industry, Trade and Supply / Companies Control Department

( In JDs )

Current Activities Appropriations According to Program								
Prog.	Activites		Actual	Estimated	Re-estimated	Estimated	Indicative	Indicative
			2017	2018	2018	2019	2020	2021
2901	601	Administrative and Support Services	1012439	1087000	1025000	1093000	1105000	1116000
		Total of Program	1012439	1087000	1025000	1093000	1105000	1116000
2905	601	Documentation, registration and control on companies	865941	946000	912000	934000	946000	955000
		Total of Program	865941	946000	912000	934000	946000	955000
		Total	1878380	2033000	1937000	2027000	2051000	2071000



## Overall Summary of Current Expenditures for the Years 2017 - 2021

**Chapter: 1602 Ministry of Industry, Trade and Supply / Companies Control Department** ( In JDs )

Group	Item	Description	Actual 2017	Estimated 2018	Re-estimated 2018	Estimated 2019	Indicative 2020	Indicative 2021
<b>21</b>		<b>Compensations of Employees</b>						
<b>2111</b>		<b>Salaries, Wages and Allowances</b>						
	<b>101</b>	Classified Employees	55589	64000	58000	60000	60000	61000
	<b>102</b>	Unclassified Employees	337924	352000	344000	353000	360000	370000
	<b>103</b>	Comprehensive Contract Employees	7440	8000	8000	40000	40000	41000
	<b>105</b>	Personal Cost of Living Allowance	300187	321000	318000	332000	335000	335000
	<b>106</b>	Family Cost of Living Allowance	22779	28000	24000	26000	28000	30000
	<b>111</b>	Additional Allowance	209090	228000	213000	220000	222000	224000
	<b>112</b>	Other Allowances	884	0	0	0	0	0
	<b>113</b>	Transportation Allowance	53755	60000	55000	55000	55000	55000
	<b>114</b>	Transport Allowance	16305	18000	17000	17000	18000	18000
	<b>116</b>	Employees' Bonuses	24997	25000	25000	25000	25000	25000
	<b>120</b>	Contract Employees	50864	71000	59000	68000	70000	72000
<b>Total</b>			<b>1079814</b>	<b>1175000</b>	<b>1121000</b>	<b>1196000</b>	<b>1213000</b>	<b>1231000</b>
<b>2121</b>		<b>Social Security Contributions</b>						
	<b>301</b>	Social Security	111194	123000	116000	125000	127000	129000
<b>Total</b>			<b>111194</b>	<b>123000</b>	<b>116000</b>	<b>125000</b>	<b>127000</b>	<b>129000</b>
<b>22</b>		<b>Use of Goods and Services</b>						
<b>2211</b>		<b>Use of Goods and Services</b>						
	<b>202</b>	Telecommunications Services	5645	8000	6000	7000	7000	7000
	<b>205</b>	Fuels	4037	5000	4000	4000	5000	5000
	<b>206</b>	Maintenance of Machines, furniture and accessories	7508	6000	6000	13000	8000	8000
	<b>207</b>	Maintenance of vehicles, equipment and accessories	1101	2000	2000	2000	2500	2500
	<b>208</b>	Repair and maintenance of buildings and accessories	3000	4000	2000	2500	5000	5000
	<b>209</b>	Stationery, Publications and Office Supplies	23212	23000	23000	25000	26000	26000
	<b>210</b>	Substances and raw materials (medicines, clothes, food, films, etc..)	1994	2000	1000	1000	1000	1000
	<b>211</b>	Cleaning services and supplies including cleaning contracts	5976	8000	2000	0	0	0
	<b>212</b>	Insurance	1488	3000	2000	2500	2500	2500
	<b>213</b>	Official Travel Missions	2377	4000	3000	3000	3000	3000
	<b>214</b>	Goods and services expenses	8000	10000	8000	10000	10000	10000
<b>Total</b>			<b>64338</b>	<b>75000</b>	<b>59000</b>	<b>70000</b>	<b>70000</b>	<b>70000</b>
<b>25</b>		<b>Subsidies</b>						
<b>2511</b>		<b>Subsidies to Public Corporations</b>						
	<b>304</b>	Subsidies to non-financial public corporations	574999	600000	600000	600000	600000	600000
<b>Total</b>			<b>574999</b>	<b>600000</b>	<b>600000</b>	<b>600000</b>	<b>600000</b>	<b>600000</b>
<b>28</b>		<b>Other Expenditures</b>						
<b>2821</b>		<b>Other Current Expenditures</b>						
	<b>303</b>	Scientific scholarships and training courses	1958	3000	1000	1000	1000	1000
<b>Total</b>			<b>1958</b>	<b>3000</b>	<b>1000</b>	<b>1000</b>	<b>1000</b>	<b>1000</b>
<b>31</b>		<b>Non-financial Assets</b>						
<b>3112</b>		<b>Devices, Machinery and Equipment</b>						
	<b>402</b>	Devices, Machinery and Equipment	46077	57000	40000	35000	40000	40000
<b>Total</b>			<b>46077</b>	<b>57000</b>	<b>40000</b>	<b>35000</b>	<b>40000</b>	<b>40000</b>
<b>Total of Chapter</b>			<b>1878380</b>	<b>2033000</b>	<b>1937000</b>	<b>2027000</b>	<b>2051000</b>	<b>2071000</b>

Program : 2901 - Administration and Support Services								
Activity : 601 - Administrative and Support Services								
Group	Item	Description	Actual 2017	Estimated 2018	Re-estimated 2018	Estimated 2019	Indicative 2020	Indicative 2021
<b>21</b>		<b>Compensations of Employees</b>						
<b>2111</b>		Salaries, Wages and Allowances						
	101	Classified Employees	28223	32000	29000	30000	30000	30000
	102	Unclassified Employees	171892	176000	174000	180000	181000	187000
	103	Comprehensive Contract Employees	7440	8000	8000	40000	40000	41000
	105	Personal Cost of Living Allowance	154481	161000	158000	171000	173000	173000
	106	Family Cost of Living Allowance	10707	14000	12000	13000	14000	15000
	111	Additional Allowance	105713	114000	106000	110000	111000	112000
	112	Other Allowances	884	0	0	0	0	0
	113	Transportation Allowance	25830	30000	27000	27000	27000	27000
	114	Transport Allowance	8984	9000	9000	9000	9000	9000
	116	Employees' Bonuses	14997	10000	10000	12000	12000	12000
	120	Contract Employees	29315	35000	31000	34000	35000	36000
		<b>Total</b>	<b>558466</b>	<b>589000</b>	<b>564000</b>	<b>626000</b>	<b>632000</b>	<b>642000</b>
<b>2121</b>		Social Security Contributions						
	301	Social Security	57500	64000	61000	62000	63000	64000
		<b>Total</b>	<b>57500</b>	<b>64000</b>	<b>61000</b>	<b>62000</b>	<b>63000</b>	<b>64000</b>
<b>22</b>		<b>Use of Goods and Services</b>						
<b>2211</b>		Use of Goods and Services						
	202	Telecommunications Services	5645	8000	6000	7000	7000	7000
	205	Fuels	4037	5000	4000	4000	5000	5000
		002 Saloon vehicles	4037	5000	4000	4000	5000	5000
	206	Maintenance of Machines, furniture and accessories	7508	6000	6000	13000	8000	8000
	207	Maintenance of vehicles, equipment and accessories	1101	2000	2000	2000	2500	2500
	208	Repair and maintenance of buildings and accessories	3000	4000	2000	2500	5000	5000
	209	Stationery, Publications and Office Supplies	23212	23000	23000	25000	26000	26000
	210	Substances and raw materials (medicines, clothes, food, films, etc..)	1994	2000	1000	1000	1000	1000
	211	Cleaning services and supplies including cleaning contracts	5976	8000	2000	0	0	0
	212	Insurance	1488	3000	2000	2500	2500	2500
	213	Official Travel Missions	2377	4000	3000	3000	3000	3000
	214	Goods and services expenses	8000	10000	8000	10000	10000	10000
		000 Goods and services expenses	8000	10000	8000	0	0	0
		008 Advertisements and subscriptions	0	0	0	8000	8000	8000
		108 Cases and fees	0	0	0	2000	2000	2000
		<b>Total</b>	<b>64338</b>	<b>75000</b>	<b>59000</b>	<b>70000</b>	<b>70000</b>	<b>70000</b>
<b>25</b>		<b>Subsidies</b>						
<b>2511</b>		Subsidies to Public Corporations						
	304	Subsidies to non-financial public corporations	285000	300000	300000	300000	300000	300000
		109 Fees Fund of employees' Companies Control Department *	285000	300000	300000	300000	300000	300000
		<b>Total</b>	<b>285000</b>	<b>300000</b>	<b>300000</b>	<b>300000</b>	<b>300000</b>	<b>300000</b>
<b>28</b>		<b>Other Expenditures</b>						
<b>2821</b>		Other Current Expenditures						
	303	Scientific scholarships and training courses	1058	2000	1000	0	0	0
		<b>Total</b>	<b>1058</b>	<b>2000</b>	<b>1000</b>	<b>0</b>	<b>0</b>	<b>0</b>
<b>31</b>		<b>Non-financial Assets</b>						
<b>3112</b>		Devices, Machinery and Equipment						
	402	Devices, Machinery and Equipment	46077	57000	40000	35000	40000	40000
		001 Computers and accessories	46077	57000	40000	35000	40000	40000
		<b>Total</b>	<b>46077</b>	<b>57000</b>	<b>40000</b>	<b>35000</b>	<b>40000</b>	<b>40000</b>
		<b>Total of Activity</b>	<b>1012439</b>	<b>1087000</b>	<b>1025000</b>	<b>1093000</b>	<b>1105000</b>	<b>1116000</b>
		<b>Total of Program</b>	<b>1012439</b>	<b>1087000</b>	<b>1025000</b>	<b>1093000</b>	<b>1105000</b>	<b>1116000</b>

Program : 2905 - Registration and Control								
Activity : 601 - Documentation, registration and control on companies								
Group	Item	Description	Actual 2017	Estimated 2018	Re-estimated 2018	Estimated 2019	Indicative 2020	Indicative 2021
<b>21</b>		<b>Compensations of Employees</b>						
<b>2111</b>		Salaries, Wages and Allowances						
	<b>101</b>	Classified Employees	27366	32000	29000	30000	30000	31000
	<b>102</b>	Unclassified Employees	166032	176000	170000	173000	179000	183000
	<b>105</b>	Personal Cost of Living Allowance	145706	160000	160000	161000	162000	162000
	<b>106</b>	Family Cost of Living Allowance	12072	14000	12000	13000	14000	15000
	<b>111</b>	Additional Allowance	103377	114000	107000	110000	111000	112000
	<b>113</b>	Transportation Allowance	27925	30000	28000	28000	28000	28000
	<b>114</b>	Transport Allowance	7321	9000	8000	8000	9000	9000
	<b>116</b>	Employees' Bonuses	10000	15000	15000	13000	13000	13000
	<b>120</b>	Contract Employees	21549	36000	28000	34000	35000	36000
		<b>Total</b>	<b>521348</b>	<b>586000</b>	<b>557000</b>	<b>570000</b>	<b>581000</b>	<b>589000</b>
<b>2121</b>		Social Security Contributions						
	<b>301</b>	Social Security	53694	59000	55000	63000	64000	65000
		<b>Total</b>	<b>53694</b>	<b>59000</b>	<b>55000</b>	<b>63000</b>	<b>64000</b>	<b>65000</b>
<b>25</b>		<b>Subsidies</b>						
<b>2511</b>		Subsidies to Public Corporations						
	<b>304</b>	Subsidies to non-financial public corporations	289999	300000	300000	300000	300000	300000
	<sup>108</sup>	Supervise Fund on meetings of corporate public institutions *	289999	300000	300000	300000	300000	300000
		<b>Total</b>	<b>289999</b>	<b>300000</b>	<b>300000</b>	<b>300000</b>	<b>300000</b>	<b>300000</b>
<b>28</b>		<b>Other Expenditures</b>						
<b>2821</b>		Other Current Expenditures						
	<b>303</b>	Scientific scholarships and training courses	900	1000	0	1000	1000	1000
		<b>Total</b>	<b>900</b>	<b>1000</b>	<b>0</b>	<b>1000</b>	<b>1000</b>	<b>1000</b>
		<b>Total of Activity</b>	<b>865941</b>	<b>946000</b>	<b>912000</b>	<b>934000</b>	<b>946000</b>	<b>955000</b>
		<b>Total of Program</b>	<b>865941</b>	<b>946000</b>	<b>912000</b>	<b>934000</b>	<b>946000</b>	<b>955000</b>
		<b>Total of Chapter</b>	<b>1878380</b>	<b>2033000</b>	<b>1937000</b>	<b>2027000</b>	<b>2051000</b>	<b>2071000</b>

\* This item shall be disbursed not exceeding the amount supplied to the Public Treasury according to provisions of applicable Revenues Supplying Law of Government Departments and Units.