

Chapter : 1504 Ministry of Finance/ Department of Lands and Survey

- Creation:** The Department of Lands and Survey came into existence on 30-9-1929 after taking a decision to consolidate several departments (Survey Department, State Property Department and Land Registration and Recording Department). In addition, the Department of Lands and Survey and the Forestry Branch were merged. The Buildings and Lands Tax Investigation Section and the Chemical Laboratory for Soil Analysis were joined to it, and it was affiliated to the Prime Ministry. A British Director was assigned to it by the government of the Mandate. In 1941, the Construction Department (Irrigation, Water Forces and Meteorology) was merged with the Department of Lands and Survey, and in 1953 the Construction Department was disengaged from the Department of Lands and Survey and the Chemical Laboratory for Soil Analysis was also disengaged and affiliated to the Ministry of Health and the Forestry Branch was disengaged and affiliated to the Ministry of Agriculture. The two Departments of Lands and Survey in the two banks of Jordan were merged, and the Department of Lands and Survey in the Eastern Bank became in charge of all registration directorates in the Kingdom, amounting to (15) registration directorates. Palestinian laws remained in effect until the Department completed preparation of Lands and Water Settlement Law No. (40) for the year 1952 and other laws, most of which were issued in the years 1952 and 1963 and started to be applied in both banks. In 1999, Department of Lands and Survey Administrative Organization Bylaw No. 80 was issued under Article 120 of the Constitution. The presence of the Department of Lands and Survey is vital as it assumes the task of preserving the real estate ownerships and settling disputes over lands and water rights and the creation of the national real estate information bank.
- Vision :** Distinguished real estate services and information that serve the sustainable development purposes
- Mission:** Confirming, documenting and preserving the right of immovable property ownership as well as facilitating its practice and providing the necessary database to establish the National Geographic Information System, and continuing to improve and develop the quality of real estate services delivered to the service recipients with participation of the public and private sector nationally and internationally.
- Legal Framework :** Lands and Survey Department Regulation Bylaw No. (80) for the year 1999 and amended law no. (41) for 2018.

Tasks of the Ministry / Department:

- _ Conduct a comprehensive survey of the Kingdom's lands and implement all their processes of demarcation, settlement and mapping
- _ Register, document, file and preserve the right of immovable property and facilitate its practice.
- _ Establish and sustain triangles grids (Muthalathat) of fourth and fifth degrees based on national triangles grid of first, second and third degrees which are being established by the Royal Jordanian Geographic Center.
- _ Achieve immovable property registration transactions and collect fees incurred thereon.
- _ Manage and preserve State's property and follow up leasing, authorization and allocation transactions as well as lands expropriation for public interest purposes.
- _ Conduct and modify comprehensive estimation of immovable property values for the purposes of conducting registration transactions.
- _ Document and file the real estate property information.
- _ Develop and update a real estate database to adopt it as basis for the national information system.
- _ Regulate survey, real estate offices and real estate estimation career.

Ministry/Department Contribution to the Achievement of the National Objectives:

- _ Contribute to promoting the level of infrastructure.
- _ Contribute to enhancing comprehensive investment and social and economic development.
- _ Maximize the financial returns of the Public Treasury.

Major Issues and Challenges which face the Ministry / Department:

- _ Attrition of competencies and the difficulty to compensate.
- _ Limited financial and human resources compared to increasing work load

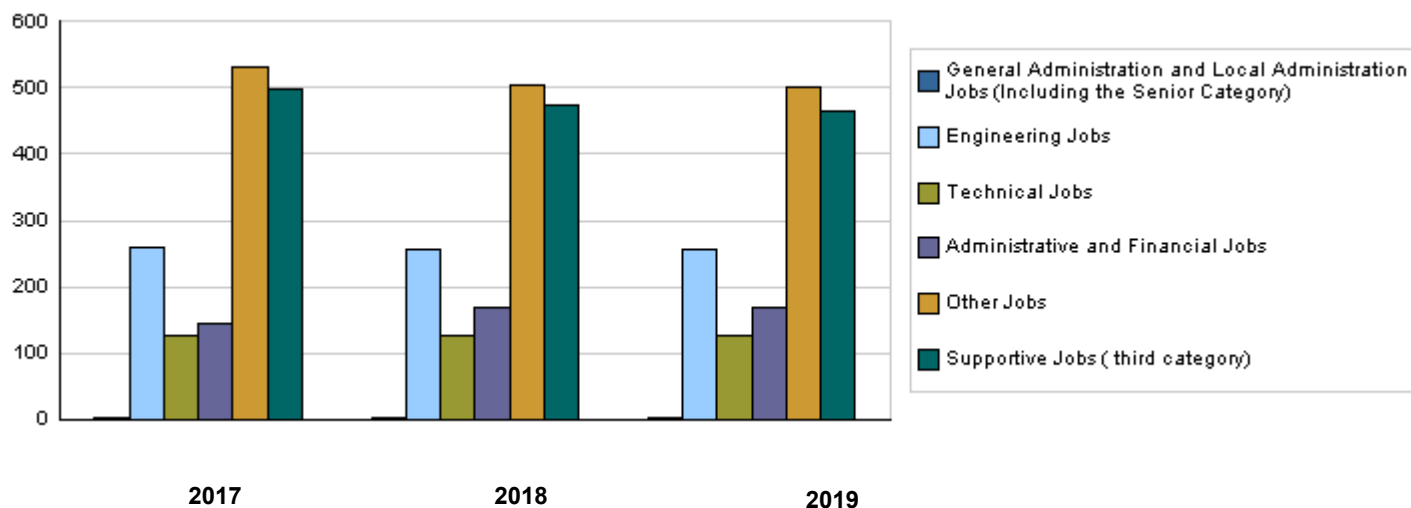
CHAPTER : 1504 Ministry of Finance/ Department of Lands and Survey

Strategic Objectives and Performance Indicators of the Ministry / Department

Strategic Objective	Performance Indicator	Base year	Value	Actual Value	Target Value	Preliminary Self Evaluation	Target Value		
				2017	2018	2018	2019	2020	2021
1 - To provide distinguished real estate services in modern technological methods and techniques which meets the needs of service recipients	1 Number of provided electronic services for recipients' service	2016	7	5	16	11	18	20	22
	2 Percentage of service recipients' public satisfaction	2013	%60	%75.4	%70	%76	%75	%80	%85
2 - Reliable, updated, and electronically and papery identical real estate property databases with a secure and stable records.	1 Percentage of National Numbers entered on the properties	2015	%84	%87.6	%88	%66	%84.6	%84.7	%85
	2 Percentage of conformity of the map and the record	2013	%99	%99.6	%99.4	%99.7	%99.7	%99.7	%99.8
	3 Percentage of conformity of the white sheets and electronic papers	2013	%95	%100	%96	%95	%96.5	%97.5	%97.5
3 - To build the institutional capacities	1 Number of training courses to staff	2015	900	913	930	600	1000	1000	1100
	2 Percentage of public satisfaction of employees	2015	%60	%69.1	%68	%68	%70	%72	%75

Number of Staff of the Ministry / Department

Group	Job	2017			2018			Preliminary 2019		
		Male	Female	Total	Male	Female	Total	Male	Female	Total
General Administration and Local Administration Jobs (Including the Senior Category)	Director, Consultant	2	0	2	3	0	3	3	0	3
Engineering Jobs	Engineer, Supervisor, Technician, Surveyor	214	44	258	216	39	255	218	39	257
Technical Jobs	Technical jobs	43	85	128	41	85	126	41	85	126
Administrative and Financial Jobs	Administrative and Financial jobs	82	63	145	103	65	168	103	65	168
Other Jobs	Auditor, Estimator	322	208	530	312	191	503	310	191	501
Supportive Jobs (third category)	Supportive jobs	410	87	497	386	88	474	382	82	464
Total		1073	487	1560	1061	468	1529	1057	462	1519
Total Cost of Salaries		10399216	4719868	15119084	10610000	4680000	15290000	10973594	4796406	15770000



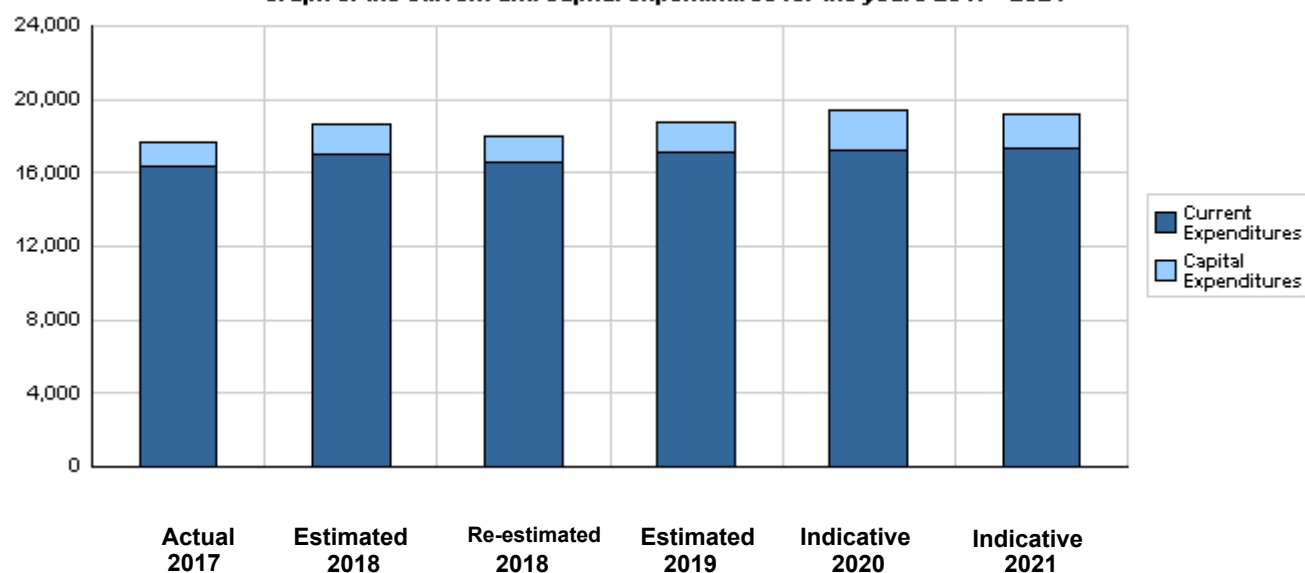
**Overall Summary of Expenditures for Chapter 1504- Ministry of Finance/ Department of Lands and Survey
for the Years 2017 - 2021**

(In JDs)

Description		Actual 2017	Estimated 2018	Re-estimated 2018	Estimated 2019	Indicative		
						2020	2021	
Group	Current Expenditures							
2111	Salaries, Wages and Allowances	14,019,084	14,539,000	14,160,000	14,585,000	14,711,000	14,840,000	
2121	Social Security Contributions	1,100,000	1,160,000	1,130,000	1,185,000	1,200,000	1,220,000	
2211	Use of Goods and Services	1,159,292	1,300,000	1,263,000	1,263,000	1,228,000	1,203,000	
2821	Other Current Expenditures	46,292	50,000	45,000	45,000	45,000	45,000	
Total current expenditures		16,324,668	17,049,000	16,598,000	17,078,000	17,184,000	17,308,000	
		Capital Expenditures						
2211	Use of Goods and Services	1,154,638	1,024,000	869,000	736,000	699,000	699,000	
2822	Other Capital Expenditures	6,248	10,000	7,000	243,000	10,000	10,000	
3111	Buildings and Constructions	0	200,000	200,000	250,000	991,000	680,000	
3112	Devices, Machinery and Equipment	207,576	299,000	248,000	465,000	515,000	515,000	
3122	Inventories	31,995	92,000	76,000	11,000	11,000	11,000	
Total capital expenditures		1,400,457	1,625,000	1,400,000	1,705,000	2,226,000	1,915,000	
Treasury		1,400,457	1,625,000	1,400,000	1,705,000	2,226,000	1,915,000	
Total current and capital expenditures		17,725,125	18,674,000	17,998,000	18,783,000	19,410,000	19,223,000	

(Thousands of JDs)

Graph of the current and capital expenditures for the years 2017 - 2021

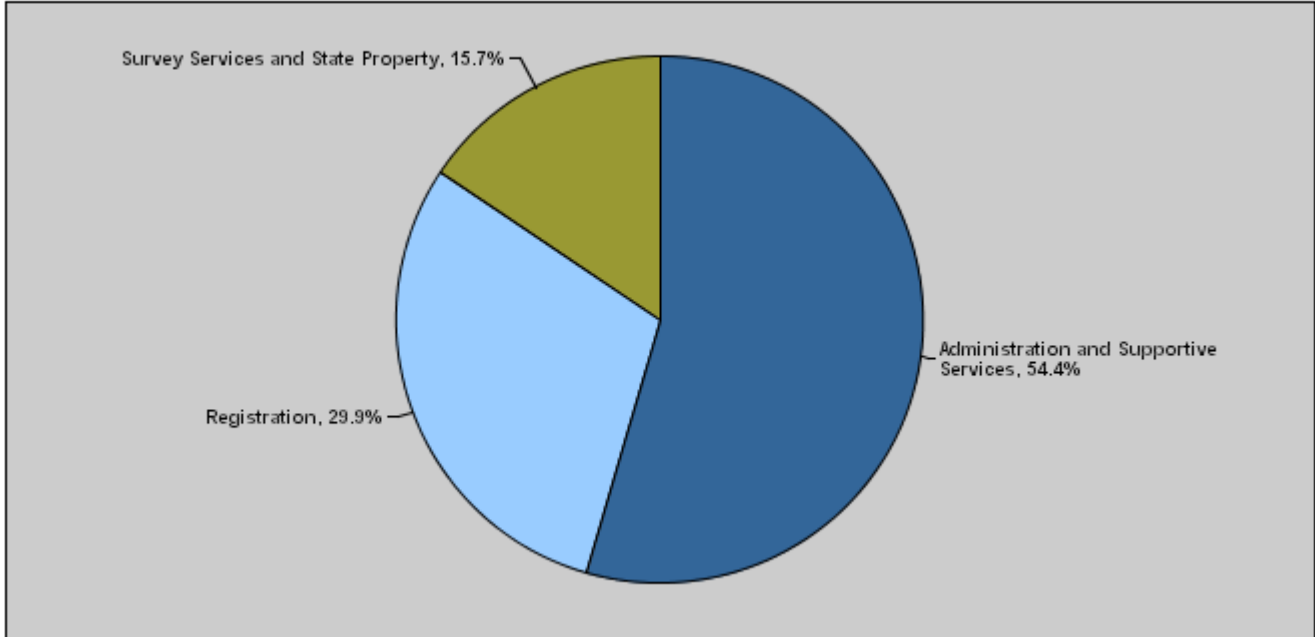


**Budget of Chapter 1504 - Ministry of Finance/ Department of Lands and Survey
For the Year 2019 Distributed According to Program**

(In JDs)

Prog.	Description	Current Expenditures	Capital Expenditures	Total Expenditures
2501	Administration and Supportive Services	9,410,000	810,000	10,220,000
2505	Registration	5,275,000	345,000	5,620,000
2510	Survey Services and State Property	2,393,000	550,000	2,943,000
Total		17,078,000	1,705,000	18,783,000

Total Expenditures for the Year 2019 Distributed According to Programs



Estimated Allocations for Females distributed according to Programs for the Years 2017 - 2021

Program	2017	2018	2019	2020	2021	
2501	Administration and Supportive Services	3364000	3297000	3388000	3410000	3433000
2505	Registration	1206000	1257000	1292000	1299000	1306000
2510	Survey Services and State Property	305000	342000	354000	357000	362000
Total		4875000	4896000	5034000	5066000	5101000

Budget Chapter 1504 - Ministry of Finance/ Department of Lands and Survey Distributed According to the Program

2501 Administration and Supportive Services Program

Objective of the program :

This program is intended to provide administrative and logistic support and services of the Department's headquarters and remaining directorates.

The strategic objective related to the program :

The institutional capacities building .

Directorates associated with the program :

- Financial and Administrative Affairs Directorate
- Human Resources and Planning Directorate
- Legal Affairs Directorate
- Computer and IT Directorate
- Control and Quality Directorate
- Director General Office

Services provided by the program :

- Regulate the activities of licensed surveyors and real estates offices.
- Regulate all administrative and financial affairs of the Department.
- Print all documents related to the Department.
- Prepare all necessary plans (the strategy, annual plans, training).

Staff working in the program :

The program is implemented through a functional staff in 2018 estimated with (794) staff, including (508) males and (286) females .

Performance Measurement Indicators for Program

Performance Measurement Indicator	Base Year	Value	Actual value	Target Value	Preliminary Self Evaluation	Target Value		
			2017	2018		2018	2019	2020
1 Percentage of public satisfaction of employees	2015	%60	%69.1	%68	%68	%70	%72	%75

Appropriations Of Administration and Supportive Services Program as Per Activities and Projects. (In JDs)

Activities and Projects	Actual	Estimated	Re-estimated	Estimated	Indicative	
	2017	2018	2018	2019	2020	2021
Current Expenditures	9,344,286	9,401,000	9,158,000	9,410,000	9,471,000	9,535,000
601 Administrative and Support Services	9,344,286	9,401,000	9,158,000	9,410,000	9,471,000	9,535,000
Capital Expenditures	846,804	975,000	825,000	810,000	610,000	610,000
001 Project of improving the quality services and methods of their provision	559,947	400,000	300,000	500,000	250,000	250,000
002 Enhancing and Developing the Institutional Capabilities and Computerization	181,971	200,000	150,000	110,000	110,000	110,000
003 Shifting to e-transactions	104,886	300,000	300,000	0	0	0
004 Solar Energy Use Project	0	75,000	75,000	200,000	250,000	250,000
Program / Treasury	846,804	975,000	825,000	810,000	610,000	610,000
Total Program	10,191,090	10,376,000	9,983,000	10,220,000	10,081,000	10,145,000

Budget Chapter 1504 - Ministry of Finance/ Department of Lands and Survey Distributed According to the Program

2505	Registration Program
Objective of the program :	
This program is concerned with registration matters and requirements of registration directorates.	
The strategic objective related to the program :	
<ul style="list-style-type: none"> - Provide distinguished real estate services in modern technological methods and techniques which meets the needs of service recipients. - Reliable, updated, and electronically and papery identical real estate properties databases with a secure and stable records. 	
Directorates associated with the program :	
<ul style="list-style-type: none"> - Registration Affairs Directorate - Value Estimation Directorate - Real Estate Register Directorate 	
Services provided by the program :	
It serves (34) registration directorates and (7) registration offices all over the Kingdom.	
Staff working in the program :	
The program is implemented through a functional staff in 2018 estimated with (539) staff, including (407) males and (132) females .	

Performance Measurement Indicators for Program

Performance Measurement Indicator	Base Year	Value	Actual value	Target Value	Preliminary Self Evaluation	Target Value		
			2017	2018		2018	2019	2020
1 Percentage of conformity of the white sheets and electronic papers	2013	%95	%100	%96	%95	%96.5	%97.5	%97.5
2 Percentage of conformity of the map and the record	2013	%99	%99.6	%99.4	%99.7	%99.7	%99.7	%99.8
3 Percentage of archive of old sales contracts	2015	%80	%95	%84	%68	%86	%88	%90
4 Percentage of service recipients' public satisfaction	2013	%60	%75.4	%70	%76	%75	%80	%85
5 Percentage of returned transactions because of recorded mistakes	2015	%30	%25	%20	%20	%15	%10	%5

Appropriations Of Registration Program as Per Activities and Projects.

(In JDs)

Activities and Projects	Actual	Estimated	Re-estimated	Estimated	Indicative	
	2017	2018	2018	2019	2020	2021
Current Expenditures	4,922,218	5,282,000	5,129,000	5,275,000	5,300,000	5,330,000
601 Validating and documenting immovable property	4,922,218	5,282,000	5,129,000	5,275,000	5,300,000	5,330,000
Capital Expenditures	110,089	300,000	275,000	345,000	1,066,000	755,000
004 Real Estate Data Improvement and Archiving Project	110,089	100,000	75,000	75,000	75,000	75,000
005 Purchasing a building for Deir Abi Said lands registration directorate	0	0	0	100,000	91,000	0
701 Establishing a building for the land registration directorate of Al Shoneh Al Janobeah / Balqa' Governorate	0	200,000	200,000	150,000	500,000	230,000
702 Maintain the health facilities for lands and survey directorate / Mafrag governorate	0	0	0	20,000	0	0
703 Establishing buildings and land offices in Maan governorate	0	0	0	0	400,000	450,000
Program / Treasury	110,089	300,000	275,000	345,000	1,066,000	755,000
Total Program	5,032,307	5,582,000	5,404,000	5,620,000	6,366,000	6,085,000

Budget Chapter 1504 - Ministry of Finance/ Department of Lands and Survey Distributed According to the Program

2510 Survey Services and State Property Program

Objective of the program :

The program aims to conduct a comprehensive survey of all the lands of the Kingdom.

The strategic objective related to the program :

- Provide distinguished real estate services in modern technological methods and techniques which meets the needs of service recipients.
- Reliable, updated, and electronically and papery identical real estate properties databases with a secure and stable records.

Directorates associated with the program :

- Survey Services Directorate
- Settlement and Survey Directorate
- State's Property Directorate

Services provided by the program :

- Manage the property of the State optimally.
- Manage the transactions of expropriations.
- Manage survey transactions optimally.

Staff working in the program :

The program is implemented through a functional staff in 2018 estimated with (196) staff, including (167) males and (29) females .

Performance Measurement Indicators for Program

Performance Measurement Indicator	Base Year	Value	Actual value	Target Value	Preliminary Self Evaluation	Target Value		
			2017	2018		2018	2019	2020
1 Percentage of documentation and computerization of the State property data	2013	%40	%83	%50	%47	%55	%60	%65
2 Percentage of audited and reflected expropriation transactions on Electronic and paper database	2013	%75	%100	%85	%100	%90	%90	%100

Appropriations Of Survey Services and State Property Program as Per Activities and Projects. (In JDs)

Activities and Projects	Actual	Estimated	Re-estimated	Estimated	Indicative	
	2017	2018	2018	2019	2020	2021
Current Expenditures	2,058,164	2,366,000	2,311,000	2,393,000	2,413,000	2,443,000
601 Surveying, verifying and documenting the real estate map and State's property	2,058,164	2,366,000	2,311,000	2,393,000	2,413,000	2,443,000
Capital Expenditures	443,564	350,000	300,000	550,000	550,000	550,000
001 Survey of encroachments upon on the State property	443,564	350,000	300,000	550,000	550,000	550,000
Program / Treasury	443,564	350,000	300,000	550,000	550,000	550,000
Total Program	2,501,728	2,716,000	2,611,000	2,943,000	2,963,000	2,993,000

Capital Expenditures Distributed According to Governorates

Chapter : 1504 Ministry of Finance/ Department of Lands and Survey

(In JDs)

Governorate		Estimated 2019	Indicative 2020	Indicative 2021
21	Irbid Governorate	0	0	0
22	Mafraq Governorate	20,000	0	0
23	Jerash Governorate	0	0	0
24	Ajloun Governorate	0	0	0
31	The Capital Governorate	0	0	0
32	Balqa' Governorate	150,000	500,000	230,000
33	Zarqa Governorate	0	0	0
34	Ma'daba Governorate	0	0	0
41	Karak Governorate	0	0	0
42	Ma'an Governorate	0	400,000	450,000
43	Tafileh Governorate	0	0	0
44	Aqaba Governorate	0	0	0
Total		170,000	900,000	680,000

Chapter : 1504 Ministry of Finance/ Department of Lands and Survey

(In JDs)

Current Activities Appropriations According to Program								
Prog.	Activites		Actual	Estimated	Re-estimated	Estimated	Indicative	Indicative
			2017	2018	2018	2019	2020	2021
2505	601	Validating and documenting immovable property	4922218	5282000	5129000	5275000	5300000	5330000
		Total of Program	4922218	5282000	5129000	5275000	5300000	5330000
2510	601	Surveying, verifying and documenting the real estate map and State's property	2058164	2366000	2311000	2393000	2413000	2443000
		Total of Program	2058164	2366000	2311000	2393000	2413000	2443000
2501	601	Administrative and Support Services	9344286	9401000	9158000	9410000	9471000	9535000
		Total of Program	9344286	9401000	9158000	9410000	9471000	9535000
		Total	16324668	17049000	16598000	17078000	17184000	17308000

Capital Projects Appropriations According to Program								
Prog.	Projects		Actual	Estimated	Re-estimated	Estimated	Indicative	Indicative
			2017	2018	2018	2019	2020	2021
2505	004	Real Estate Data Improvement and Archiving Project	110089	100000	75000	75000	75000	75000
	005	Purchasing a building for Deir Abi Said lands registration directorate	0	0	0	100000	91000	0
	701	Establishing a building for the land registration directorate of Al Shoneh Al Janobeah / Balqa' Governorate	0	200000	200000	150000	500000	230000
	702	Maintain the health facilities for lands and survey directorate / Mafrag	0	0	0	20000	0	0
	703	Establishing buildings and land offices in Maan	0	0	0	0	400000	450000
			Total of Program	110089	300000	275000	345000	1066000
2510	001	Survey of encroachments upon on the State property	443564	350000	300000	550000	550000	550000
		Total of Program	443564	350000	300000	550000	550000	550000
2501	001	Project of Improving the Quality and Methods of Rendering Services	559947	400000	300000	500000	250000	250000
	002	Enhancing and Developing the Institutional Capabilities and Computerization	181971	200000	150000	110000	110000	110000
	003	Shifting to e-transactions	104886	300000	300000	0	0	0
	004	Solar Energy Use Project	0	75000	75000	200000	250000	250000
			Total of Program	846804	975000	825000	810000	610000
		Total	1400457	1625000	1400000	1705000	2226000	1915000

Overall Summary of Current Expenditures for the Years 2017 - 2021

Chapter: 1504 Ministry of Finance/ Department of Lands and Survey

(In JDs)

Group	Item	Description	Actual 2017	Estimated 2018	Re-estimated 2018	Estimated 2019	Indicative 2020	Indicative 2021
21		Compensations of Employees						
2111		Salaries, Wages and Allowances						
	101	Classified Employees	583033	615000	526000	530000	540000	550000
	102	Unclassified Employees	2668547	2700000	2630000	2680000	2730000	2780000
	103	Comprehensive Contract Employees	4996	5000	5000	5000	6000	6000
	105	Personal Cost of Living Allowance	2265139	2430000	2290000	2360000	2385000	2404000
	106	Family Cost of Living Allowance	218466	250000	220000	235000	245000	255000
	111	Additional Allowance	1546256	1650000	1600000	1645000	1665000	1685000
	113	Transportation Allowance	105000	115000	115000	120000	120000	120000
	114	Transport Allowance	317385	340000	340000	350000	350000	350000
	115	Field Visit Allowance	122485	130000	130000	140000	140000	140000
	116	Employees' Bonuses	6050000	6050000	6050000	6150000	6150000	6150000
	120	Contract Employees	137777	254000	254000	370000	380000	400000
Total			14019084	14539000	14160000	14585000	14711000	14840000
2121		Social Security Contributions						
	301	Social Security	1100000	1160000	1130000	1185000	1200000	1220000
Total			1100000	1160000	1130000	1185000	1200000	1220000
22		Use of Goods and Services						
2211		Use of Goods and Services						
	201	Rents	205000	210000	210000	270000	270000	270000
	202	Telecommunications Services	51000	51000	51000	40000	40000	40000
	203	Water	13491	20000	17000	16000	16000	16000
	204	Electricity	259955	270000	270000	280000	250000	230000
	205	Fuels	97998	110000	110000	110000	110000	110000
	206	Maintenance of Machines, furniture and accessories	97787	105000	100000	90000	90000	90000
	207	Maintenance of vehicles, equipment and accessories	28588	36000	36000	50000	45000	40000
	208	Repair and maintenance of buildings and accessories	23957	18000	18000	18000	18000	18000
	209	Stationery, Publications and Office Supplies	146259	200000	175000	140000	140000	140000
	210	Substances and raw materials (medicines, clothes, food, films, etc..)	8614	15000	11000	8000	8000	8000
	211	Cleaning services and supplies including cleaning contracts	177000	200000	200000	190000	190000	190000
	212	Insurance	17718	25000	25000	21000	21000	21000
	213	Official Travel Missions	11000	11000	11000	10000	10000	10000
	214	Goods and services expenses	20925	29000	29000	20000	20000	20000
Total			1159292	1300000	1263000	1263000	1228000	1203000
28		Other Expenditures						
2821		Other Current Expenditures						
	303	Scientific scholarships and training courses	14999	15000	10000	10000	10000	10000
	305	Non-Employees' Bonuses	31293	35000	35000	35000	35000	35000
Total			46292	50000	45000	45000	45000	45000
Total of Chapter			16324668	17049000	16598000	17078000	17184000	17308000

Program : 2501 - Administration and Support Services								
Activity : 601 - Administrative and Support Services								
Group	Item	Description	Actual 2017	Estimated 2018	Re-estimated 2018	Estimated 2019	Indicative 2020	Indicative 2021
21		Compensations of Employees						
2111		Salaries, Wages and Allowances						
	101	Classified Employees	279969	255000	220000	220000	225000	230000
	102	Unclassified Employees	1516675	1530000	1480000	1510000	1540000	1570000
	103	Comprehensive Contract Employees	4996	5000	5000	5000	6000	6000
	105	Personal Cost of Living Allowance	1348706	1360000	1280000	1310000	1325000	1334000
	106	Family Cost of Living Allowance	136184	145000	130000	135000	140000	140000
	111	Additional Allowance	975665	950000	920000	940000	950000	960000
	113	Transportation Allowance	52000	55000	55000	60000	60000	60000
	114	Transport Allowance	147385	165000	165000	170000	170000	170000
	115	Field Visit Allowance	16605	15000	15000	15000	15000	15000
	116	Employees' Bonuses	3630000	3630000	3630000	3700000	3700000	3700000
	120	Contract Employees	56024	69000	69000	90000	95000	100000
		Total	8164209	8179000	7969000	8155000	8226000	8285000
2121		Social Security Contributions						
	301	Social Security	530000	550000	540000	570000	575000	585000
		Total	530000	550000	540000	570000	575000	585000
22		Use of Goods and Services						
2211		Use of Goods and Services						
	201	Rents	50000	52000	52000	80000	80000	80000
	202	Telecommunications Services	29000	29000	29000	25000	25000	25000
	203	Water	5812	8000	6000	6000	6000	6000
	204	Electricity	151992	152000	152000	162000	152000	152000
	205	Fuels	47998	50000	50000	55000	55000	55000
		001 Heating	14999	16000	16000	20000	20000	20000
		002 Saloon vehicles	32999	34000	34000	35000	35000	35000
	206	Maintenance of Machines, furniture and accessories	55000	55000	55000	50000	50000	50000
	207	Maintenance of vehicles, equipment and accessories	8994	10000	10000	20000	15000	10000
	208	Repair and maintenance of buildings and accessories	14999	10000	10000	10000	10000	10000
	209	Stationery, Publications and Office Supplies	103553	105000	90000	90000	90000	90000
	210	Substances and raw materials (medicines, clothes, food, films, etc..)	5719	7000	6000	4000	4000	4000
	211	Cleaning services and supplies including cleaning contracts	98000	102000	102000	102000	102000	102000
	212	Insurance	17718	25000	25000	21000	21000	21000
	213	Official Travel Missions	5000	5000	5000	5000	5000	5000
	214	Goods and services expenses	10000	12000	12000	10000	10000	10000
		000 Goods and services expenses	10000	12000	12000	0	0	0
		001 Events and hospitality	0	0	0	5000	5000	5000
		008 Advertisements and subscriptions	0	0	0	5000	5000	5000
		Total	603785	622000	604000	640000	625000	620000
28		Other Expenditures						
2821		Other Current Expenditures						
	303	Scientific scholarships and training courses	14999	15000	10000	10000	10000	10000
	305	Non-Employees' Bonuses	31293	35000	35000	35000	35000	35000
		Total	46292	50000	45000	45000	45000	45000
		Total of Activity	9344286	9401000	9158000	9410000	9471000	9535000
		Total of Program	9344286	9401000	9158000	9410000	9471000	9535000

Program : 2505 - Registration								
Activity : 601 - Validating and documenting immovable property								
Group	Item	Description	Actual 2017	Estimated 2018	Re-estimated 2018	Estimated 2019	Indicative 2020	Indicative 2021
21		Compensations of Employees						
2111		Salaries, Wages and Allowances						
	101	Classified Employees	300380	340000	290000	290000	295000	300000
	102	Unclassified Employees	879665	885000	870000	890000	910000	930000
	105	Personal Cost of Living Allowance	789701	870000	830000	850000	855000	860000
	106	Family Cost of Living Allowance	70032	90000	80000	85000	90000	95000
	111	Additional Allowance	421923	465000	450000	460000	465000	470000
	113	Transportation Allowance	42000	45000	45000	45000	45000	45000
	114	Transport Allowance	150000	155000	155000	160000	160000	160000
	115	Field Visit Allowance	31641	45000	45000	50000	50000	50000
	116	Employees' Bonuses	1420000	1420000	1420000	1450000	1450000	1450000
	120	Contract Employees	69935	100000	100000	170000	170000	175000
		Total	4175277	4415000	4285000	4450000	4490000	4535000
2121		Social Security Contributions						
	301	Social Security	350000	370000	360000	375000	380000	385000
		Total	350000	370000	360000	375000	380000	385000
22		Use of Goods and Services						
2211		Use of Goods and Services						
	201	Rents	140000	142000	142000	170000	170000	170000
	202	Telecommunications Services	16000	16000	16000	10000	10000	10000
	203	Water	4719	7000	7000	7000	7000	7000
	204	Electricity	69983	78000	78000	78000	58000	38000
	205	Fuels	21000	29000	29000	25000	25000	25000
		001 Heating	5000	6000	6000	5000	5000	5000
		002 Saloon vehicles	16000	23000	23000	20000	20000	20000
	206	Maintenance of Machines, furniture and accessories	10976	17000	15000	10000	10000	10000
	207	Maintenance of vehicles, equipment and accessories	7993	13000	13000	15000	15000	15000
	208	Repair and maintenance of buildings and accessories	2984	4000	4000	4000	4000	4000
	209	Stationery, Publications and Office Supplies	39677	85000	75000	40000	40000	40000
	210	Substances and raw materials (medicines, clothes, food, films, etc..)	1609	3000	2000	2000	2000	2000
	211	Cleaning services and supplies including cleaning contracts	73000	90000	90000	80000	80000	80000
	213	Official Travel Missions	4000	4000	4000	4000	4000	4000
	214	Goods and services expenses	5000	9000	9000	5000	5000	5000
		000 Goods and services expenses	5000	9000	9000	0	0	0
		008 Advertisements and subscriptions	0	0	0	3000	3000	3000
		121 Administrative expenses	0	0	0	2000	2000	2000
		Total	396941	497000	484000	450000	430000	410000
		Total of Activity	4922218	5282000	5129000	5275000	5300000	5330000
		Total of Program	4922218	5282000	5129000	5275000	5300000	5330000

Program : 2510 - Survey Services and State Property								
Activity : 601 - Surveying, verifying and documenting the real estate map and State's property								
Group	Item	Description	Actual 2017	Estimated 2018	Re-estimated 2018	Estimated 2019	Indicative 2020	Indicative 2021
21		Compensations of Employees						
2111		Salaries, Wages and Allowances						
	101	Classified Employees	2684	20000	16000	20000	20000	20000
	102	Unclassified Employees	272207	285000	280000	280000	280000	280000
	105	Personal Cost of Living Allowance	126732	200000	180000	200000	205000	210000
	106	Family Cost of Living Allowance	12250	15000	10000	15000	15000	20000
	111	Additional Allowance	148668	235000	230000	245000	250000	255000
	113	Transportation Allowance	11000	15000	15000	15000	15000	15000
	114	Transport Allowance	20000	20000	20000	20000	20000	20000
	115	Field Visit Allowance	74239	70000	70000	75000	75000	75000
	116	Employees' Bonuses	1000000	1000000	1000000	1000000	1000000	1000000
	120	Contract Employees	11818	85000	85000	110000	115000	125000
		Total	1679598	1945000	1906000	1980000	1995000	2020000
2121		Social Security Contributions						
	301	Social Security	220000	240000	230000	240000	245000	250000
		Total	220000	240000	230000	240000	245000	250000
22		Use of Goods and Services						
2211		Use of Goods and Services						
	201	Rents	15000	16000	16000	20000	20000	20000
	202	Telecommunications Services	6000	6000	6000	5000	5000	5000
	203	Water	2960	5000	4000	3000	3000	3000
	204	Electricity	37980	40000	40000	40000	40000	40000
	205	Fuels	29000	31000	31000	30000	30000	30000
	001	Heating	9000	10000	10000	10000	10000	10000
	002	Saloon vehicles	20000	21000	21000	20000	20000	20000
	206	Maintenance of Machines, furniture and accessories	31811	33000	30000	30000	30000	30000
	207	Maintenance of vehicles, equipment and accessories	11601	13000	13000	15000	15000	15000
	208	Repair and maintenance of buildings and accessories	5974	4000	4000	4000	4000	4000
	209	Stationery, Publications and Office Supplies	3029	10000	10000	10000	10000	10000
	210	Substances and raw materials (medicines, clothes, food, films, etc..)	1286	5000	3000	2000	2000	2000
	211	Cleaning services and supplies including cleaning contracts	6000	8000	8000	8000	8000	8000
	213	Official Travel Missions	2000	2000	2000	1000	1000	1000
	214	Goods and services expenses	5925	8000	8000	5000	5000	5000
	000	Goods and services expenses	5925	8000	8000	0	0	0
	008	Advertisements and subscriptions	0	0	0	4000	4000	4000
	121	Administrative expenses	0	0	0	1000	1000	1000
		Total	158566	181000	175000	173000	173000	173000
		Total of Activity	2058164	2366000	2311000	2393000	2413000	2443000
		Total of Program	2058164	2366000	2311000	2393000	2413000	2443000
		Total of Chapter	16324668	17049000	16598000	17078000	17184000	17308000

Overall Summary of Capital Expenditures for the Years 2017 - 2021

Chapter : 1504 Ministry of Finance/ Department of Lands and Survey

(In JDs)

Group	Item	Description	Actual 2017	Estimated 2018	Re-estimated 2018	Estimated 2019	Indicative 2020	Indicative 2021
		Expenditures						
22		Use of Goods and Services						
2211		Use of Goods and Services						
	510	Buildings and facilities repair and maintenance	116518	115000	105000	80000	50000	50000
	512	Operating and Sustaining Expenditures	1038120	909000	764000	656000	649000	649000
		Total	1154638	1024000	869000	736000	699000	699000
28		Other Expenditures						
2822		Other Capital Expenditures						
	504	Studies, Research and Consultations	6248	10000	7000	243000	10000	10000
		Total	6248	10000	7000	243000	10000	10000
		Fixed Assets						
31		Non-financial Assets						
3111		Buildings and Constructions						
	508	Works and Constructions	0	200000	200000	150000	900000	680000
	513	Buildings	0	0	0	100000	91000	0
		Total	0	200000	200000	250000	991000	680000
3112		Devices, Machinery and Equipment						
	505	Equipment, Machines and Devices	207576	299000	248000	465000	515000	515000
		Total	207576	299000	248000	465000	515000	515000
3122		Inventories						
	503	Materials and supplies	31995	92000	76000	11000	11000	11000
		Total	31995	92000	76000	11000	11000	11000
		Total of Chapter	1400457	1625000	1400000	1705000	2226000	1915000

Capital Expenditures According to Program and Projects for the Years 2017 - 2021

Chapter : 1504 Ministry of Finance/ Department of Lands and Survey

(In JDs)

Program 2501 Administration and Support Services								
Project		001 Project of Improving the Quality and Methods of Rendering Services						
Fund Source		102001 Capital (Treasury)						
Group	Item	Description	Actual 2017	Estimated 2018	Re-estimated 2018	Estimated 2019	Indicative 2020	Indicative 2021
22		Use of Goods and Services						
2211		Use of Goods and Services						
	510	Buildings and facilities repair and maintenance						
	008	Buildings and facilities maintenance	116518	75000	75000	50000	40000	40000
	009	Buildings repair and renovation	0	40000	30000	10000	10000	10000
		Total of Item	116518	115000	105000	60000	50000	50000
	512	Operating and Sustaining Expenditures						
	012	Subscriptions, insurances	99567	0	0	0	0	0
	013	Services contracts	244999	220000	163000	187000	180000	180000
	016	Software licenses	98863	0	0	10000	10000	10000
	018	Computer networks maintenance	0	50000	20000	0	0	0
		Total of Item	443429	270000	183000	197000	190000	190000
28		Other Expenditures						
2822		Other Capital Expenditures						
	504	Studies, Research and Consultations						
	007	Institutional work development studies	0	10000	7000	10000	10000	10000
	017	Construction studies	0	0	0	233000	0	0
		Total of Item	0	10000	7000	243000	10000	10000
31		Non-financial Assets						
3122		Inventories						
	503	Materials and supplies						
	001	Computer supplies and accessories	0	5000	5000	0	0	0
		Total of Item	0	5000	5000	0	0	0
		Total of Project / Treasury	559947	400000	300000	500000	250000	250000

Capital Expenditures According to Program and Projects for the Years 2017 - 2021

Chapter : 1504 Ministry of Finance/ Department of Lands and Survey

(In JDs)

Program 2501 Administration and Support Services								
Project		002 Enhancing and Developing the Institutional Capabilities and Computerization						
Fund Source		102001 Capital (Treasury)						
Group	Item	Description	Actual 2017	Estimated 2018	Re-estimated 2018	Estimated 2019	Indicative 2020	Indicative 2021
22		Use of Goods and Services						
2211		Use of Goods and Services						
	512	Operating and Sustaining Expenditures						
	006	Devices, tools and equipment maintenance	90967	0	0	0	0	0
	012	Subscriptions, insurances	0	82000	82000	54000	54000	54000
	015	Operating systems and software	30000	8000	3000	0	0	0
	016	Software licenses	0	89000	59000	50000	50000	50000
		Total of Item	120967	179000	144000	104000	104000	104000
28		Other Expenditures						
2822		Other Capital Expenditures						
	504	Studies, Research and Consultations						
	007	Institutional work development studies	6248	0	0	0	0	0
		Total of Item	6248	0	0	0	0	0
31		Non-financial Assets						
3112		Devices, Machinery and Equipment						
	505	Equipment, Machines and Devices						
	001	Computers and accessories	24956	7000	3000	2000	2000	2000
	036	Cameras	29800	12000	2000	3000	3000	3000
		Total of Item	54756	19000	5000	5000	5000	5000
3122		Inventories						
	503	Materials and supplies						
	001	Computer supplies and accessories	0	2000	1000	1000	1000	1000
		Total of Item	0	2000	1000	1000	1000	1000
		Total of Project / Treasury	181971	200000	150000	110000	110000	110000
Project		003 Shifting to e-transactions						
Fund Source		102001 Capital (Treasury)						
Group	Item	Description	Actual 2017	Estimated 2018	Re-estimated 2018	Estimated 2019	Indicative 2020	Indicative 2021
22		Use of Goods and Services						
2211		Use of Goods and Services						
	512	Operating and Sustaining Expenditures						
	015	Operating systems and software	94166	100000	100000	0	0	0
	016	Software licenses	5994	150000	150000	0	0	0
		Total of Item	100160	250000	250000	0	0	0
31		Non-financial Assets						
3122		Inventories						
	503	Materials and supplies						
	001	Computer supplies and accessories	4726	50000	50000	0	0	0
		Total of Item	4726	50000	50000	0	0	0
		Total of Project / Treasury	104886	300000	300000	0	0	0
Project		004 Solar Energy Use Project						
Fund Source		102001 Capital (Treasury)						
Group	Item	Description	Actual 2017	Estimated 2018	Re-estimated 2018	Estimated 2019	Indicative 2020	Indicative 2021
31		Non-financial Assets						
3112		Devices, Machinery and Equipment						
	505	Equipment, Machines and Devices						
	068	Solar cells generating the electric energy	0	75000	75000	200000	250000	250000
		Total of Item	0	75000	75000	200000	250000	250000
		Total of Project / Treasury	0	75000	75000	200000	250000	250000
		Total of Program	846804	975000	825000	810000	610000	610000

Capital Expenditures According to Program and Projects for the Years 2017 - 2021

Chapter : 1504 Ministry of Finance/ Department of Lands and Survey

(In JDs)

Program 2505 Registration								
Project		004 Real Estate Data Improvement and Archiving Project						
Fund Source		102001	Capital (Treasury)					
Group	item	Description	Actual 2017	Estimated 2018	Re-estimated 2018	Estimated 2019	Indicative 2020	Indicative 2021
22		Use of Goods and Services						
2211		Use of Goods and Services						
	512	Operating and Sustaining Expenditures						
	014	Archiving and documentation	0	28000	28000	40000	40000	40000
	015	Operating systems and software	20000	22000	22000	25000	25000	25000
	065	Various activities	50000	0	0	0	0	0
		Total of Item	70000	50000	50000	65000	65000	65000
31		Non-financial Assets						
3112		Devices, Machinery and Equipment						
	505	Equipment, Machines and Devices						
	001	Computers and accessories	100	0	0	0	0	0
	003	Office supplies and equipment	12720	15000	5000	0	0	0
		Total of Item	12820	15000	5000	0	0	0
3122		Inventories						
	503	Materials and supplies						
	001	Computer supplies and accessories	1135	0	0	0	0	0
	020	Office supplies	26134	35000	20000	10000	10000	10000
		Total of Item	27269	35000	20000	10000	10000	10000
		Total of Project / Treasury	110089	100000	75000	75000	75000	75000
Project		005 Purchasing a building for Deir Abi Said lands registration directorate						
Fund Source		102001	Capital (Treasury)					
Group	item	Description	Actual 2017	Estimated 2018	Re-estimated 2018	Estimated 2019	Indicative 2020	Indicative 2021
31		Non-financial Assets						
3111		Buildings and Constructions						
	513	Buildings						
	001	Buildings expropriation and purchase	0	0	0	100000	91000	0
		Total of Item	0	0	0	100000	91000	0
		Total of Project / Treasury	0	0	0	100000	91000	0
Project		701 Establishing a building for the land registration directorate of Al Shoneh Al Janobeah / Balqa' Governorate						
Fund Source		102001	Capital (Treasury)					
Group	item	Description	Actual 2017	Estimated 2018	Re-estimated 2018	Estimated 2019	Indicative 2020	Indicative 2021
31		Non-financial Assets						
3111		Buildings and Constructions						
	508	Works and Constructions						
	013	Buildings construction	0	200000	200000	150000	500000	230000
		Total of Item	0	200000	200000	150000	500000	230000
		Total of Project / Treasury	0	200000	200000	150000	500000	230000
Project		702 Maintain the health facilities for lands and survey directorate / Mafraq						
Fund Source		102001	Capital (Treasury)					
Group	item	Description	Actual 2017	Estimated 2018	Re-estimated 2018	Estimated 2019	Indicative 2020	Indicative 2021
22		Use of Goods and Services						
2211		Use of Goods and Services						
	510	Buildings and facilities repair and maintenance						
	008	Buildings and facilities maintenance	0	0	0	20000	0	0
		Total of Item	0	0	0	20000	0	0
		Total of Project / Treasury	0	0	0	20000	0	0

Capital Expenditures According to Program and Projects for the Years 2017 - 2021

Chapter : 1504 Ministry of Finance/ Department of Lands and Survey

(In JDs)

Program 2505 Registration								
Project		703 Establishing buildings and land offices in Maan						
Fund Source		102001 Capital (Treasury)						
Group	item	Description	Actual 2017	Estimated 2018	Re-estimated 2018	Estimated 2019	Indicative 2020	Indicative 2021
31		Non-financial Assets						
3111		Buildings and Constructions						
	508	Works and Constructions						
	013	Buildings construction	0	0	0	0	400000	450000
		Total of Item	0	0	0	0	400000	450000
		Total of Project / Treasury	0	0	0	0	400000	450000
		Total of Program	110089	300000	275000	345000	1066000	755000

Capital Expenditures According to Program and Projects for the Years 2017 - 2021

Chapter : 1504 Ministry of Finance/ Department of Lands and Survey

(In JDs)

Program 2510 Survey Services and State Property								
Project		001 Survey of encroachments upon on the State property						
Fund Source		102001 Capital (Treasury)						
Group	item	Description	Actual 2017	Estimated 2018	Re-estimated 2018	Estimated 2019	Indicative 2020	Indicative 2021
22		Use of Goods and Services						
2211		Use of Goods and Services						
	512	Operating and Sustaining Expenditures						
	001	Rents	70000	0	0	0	0	0
	004	Electricity	143575	0	0	0	0	0
	005	Fuels	79999	0	0	0	0	0
	007	Vehicles and equipment maintenance	9990	0	0	0	0	0
	012	Subscriptions, insurances	0	80000	75000	80000	80000	80000
	013	Services contracts	0	80000	62000	80000	80000	80000
	016	Software licenses	0	0	0	130000	130000	130000
		Total of Item	303564	160000	137000	290000	290000	290000
31		Non-financial Assets						
3112		Devices, Machinery and Equipment						
	505	Equipment, Machines and Devices						
	008	Survey devices	100000	120000	105000	250000	250000	250000
	019	Communications devices	40000	40000	35000	5000	5000	5000
	055	Technical devices	0	30000	23000	5000	5000	5000
		Total of Item	140000	190000	163000	260000	260000	260000
		Total of Project / Treasury	443564	350000	300000	550000	550000	550000
		Total of Program	443564	350000	300000	550000	550000	550000
		Total of Chapter	1400457	1625000	1400000	1705000	2226000	1915000