

Chapter : 1101 Ministry of Justice

Creation: The Ministry of Justice was established on 11/04/1921 under the name of (Justice Advisor), and this name was changed to the Ministry of Justice on 01/03/1929. The Ministry was established to become the executive arm of the Jordanian Judicial services. Since then, it commenced its role in achieving the basic mission of the State represented in establishing equality and justice as well as protecting the rights and freedoms.

Vision : A distinctive institution that supports the independence of the judiciary and dominance of law.

Mission: To contribute in creating the suitable judicial and administrative environment, formulate policies and legislative frames to rise efficiently the process of litigation and legal support to ensure caring, protecting and maintaining the rights and freedoms of citizens, facilitating access ways to justice, strengthening the partnership with local and international agencies, through consolidating modern corporate structure, and providing qualified specialized cadres that reinforce the society trust in the Rule of Law.

Legal Framework : Administrative Organization Bylaw for the Ministry of Justice No. (66) for the year 2004, and Regular Courts Formation Law for the year 2001

Tasks of the Ministry / Department:

- Contribute to developing the National Integrity System through an independent and effective judiciary.
- Contribute to developing laws and legislations system in Justice institutions and ensure to access to justice and to contribute to achieving the community's trust in judge and improve legal culture .
- Enhance institutionalization and entrench the culture of excellence.
- Contribute to upgrading the efficiency and effectiveness of the Justice sector institutions.

Ministry/Department Contribution to the Achievement of the National Objectives:

- Consolidate the State of law and institutions, achieve fairness and enhance the principles of equal opportunities, transparency and protection of rights and freedoms.

Major Issues and Challenges which face the Ministry / Department:

- The increasing cases, huge size of disputes, increase in the judicial burden due to the complexity and overlapping of social and economic relations as well as population growth against the limited number of specialized judges
- Low infrastructure level in some courts
- Insufficient annual financial appropriations

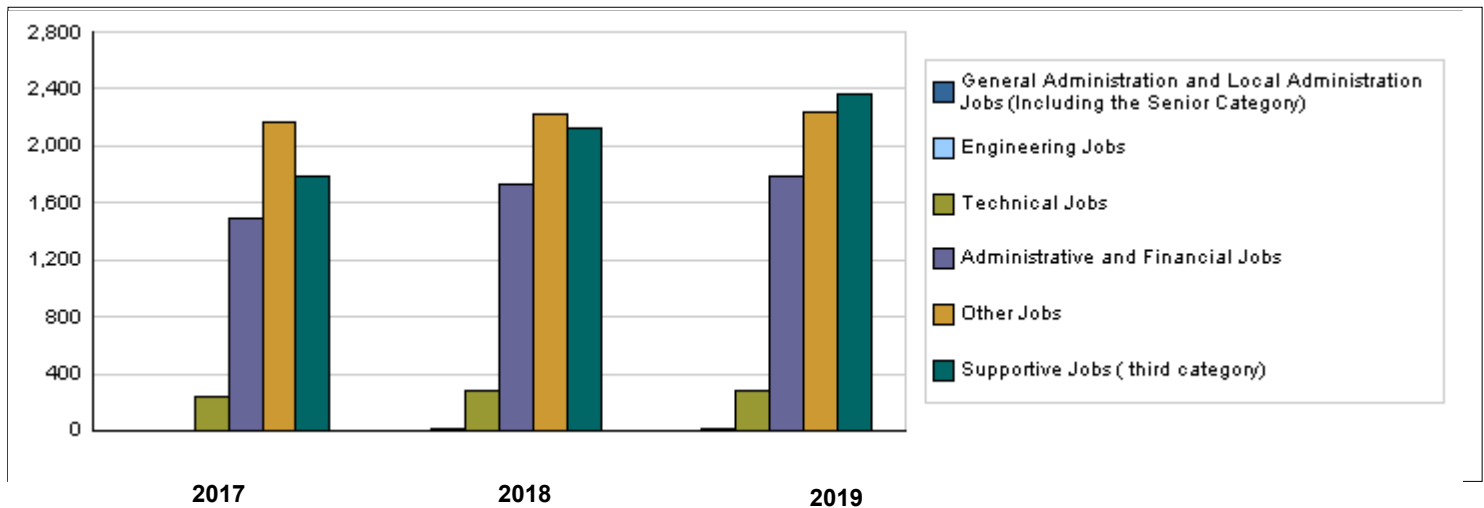
CHAPTER : 1101 Ministry of Justice

Strategic Objectives and Performance Indicators of the Ministry / Department

Strategic Objective	Performance Indicator	Base year	Value	Actual Value	Target Value	Preliminary Self Evaluation	Target Value		
				2017	2018	2018	2019	2020	2021
1 - To contribute to developing the National Integrity System	1 Number of Judges who were trained annually	2016	854	720	780	450	578	680	800
	2 Number of continuous training courses for judges annually (According to annual training plan of Judicial Institute)	2016	60	60	66	47	68	70	72
2 - To contribute in developing the legislation system.	1 Number of developed and reviewed legislations and laws	2016	7	23	1	7	5	5	5
3 - To enhance the trust of society in the Rule of Law	1 Number of free legal assistances provided to beneficiaries annually	2016	251	265	295	300	380	437	502
	2 Number of judges who received specialized training in the field of juvenile reform justice	2016	50	40	40	44	45	47	50
4 - To provide a suitable environment to support the judicial work.	1 Number of employees who have been appointed to assist the judiciary.	2016	301	90	350	229	360	360	360
	2 Number of Palaces of Justice and model buildings	2016	8	9	11	9	11	11	13
	3 Number of online services provided by the Ministry to facilitate the litigation process	2016	3	4	24	20	40	60	60
	4 Percentage of satisfaction's service recipients during the study	2016	%76	%78	%78	75%	%79	%80	81%
5 - To upgrade the institutional capacity and rooting the excellence culture.	1 Percentage of employees who were trained annually	2016	%71	%58	%72	27%	51%	54%	56%
6 - To institutionalized the relationship of the Ministry of Justice with local and international partners.	1 Percentage of partners satisfaction on effectiveness of communication with the Ministry of Justice	2016	%83.65	%85.07	%85	%83.30	%85.70	%85.90	%86.10

Number of Staff of the Ministry / Department

Group	Job	2017			2018			Preliminary 2019		
		Male	Female	Total	Male	Female	Total	Male	Female	Total
General Administration and Local Administration Jobs (Including the Senior Category)	Secretary General	1	0	1	1	0	1	1	0	1
Engineering Jobs	Engineering jobs	7	0	7	9	2	11	10	3	13
Technical Jobs	Technical jobs	122	120	242	148	132	280	151	134	285
Administrative and Financial Jobs	Administrative and financial jobs	944	545	1489	1035	697	1732	1040	744	1784
Other Jobs	Notary Public, Officer, Researcher, Head of sectio	627	430	1057	650	462	1112	660	472	1132
	Department of Justice	873	233	1106	873	233	1106	873	233	1106
Supportive Jobs (third category)	Supportive jobs	1097	697	1794	1242	877	2119	1382	980	2362
Total		3671	2025	5696	3958	2403	6361	4117	2566	6683
Total Cost of Salaries		29700534	16383432	46083966	34876569	21174431	56051000	37760215	23534785	61295000



Key Information of the Ministry / Department																	
No.	Description	base year	Value	Primary 2018	Estimated 2019												
					Irbid	Mafraq	Jarsh	Ajloun	Amman	Balqa'	Zaraq'	Madaba	Karak	Ma'an	Tafila	Aqaba	Total
1	Number of courts	2016	78	79	11	4	2	2	23	5	4	3	7	7	4	7	79
2	Number of incoming cases	2016	421244	431607	98130	18566	11352	7882	278761	20965	40668	7997	13774	8718	3821	7295	517929
3	Number of settled cases	2016	408312	427704	100110	18199	10632	8058	272686	20525	40981	8507	13807	8618	3725	7397	513245
4	Number of retained cases	2016	145781	116693	32456	3103	3830	2413	74513	4843	9908	826	4354	1224	527	2034	140031

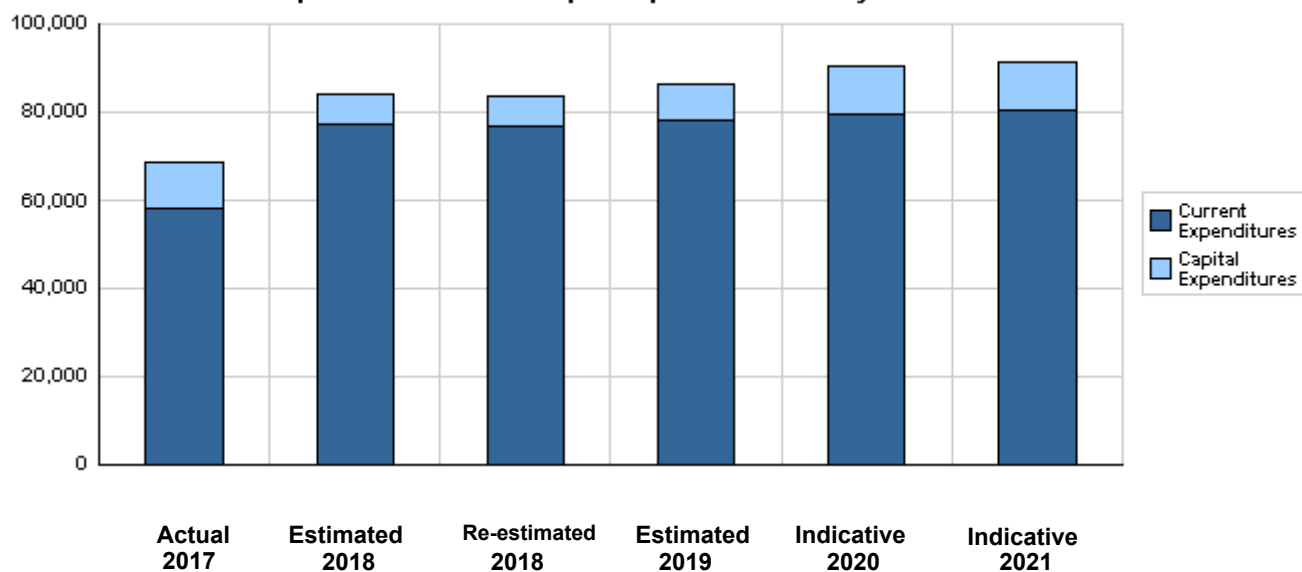
**Overall Summary of Expenditures for Chapter 1101- Ministry of Justice
for the Years 2017 - 2021**

(In JDs)

Description		Actual 2017	Estimated 2018	Re-estimated 2018	Estimated 2019	Indicative 2020 2021	
Group	Current Expenditures						
2111	Salaries, Wages and Allowances	44,205,962	53,151,000	53,151,000	57,287,000	58,049,000	58,823,000
2121	Social Security Contributions	1,878,004	2,900,000	2,900,000	4,008,000	4,108,000	4,208,000
2211	Use of Goods and Services	4,840,212	6,001,600	5,380,000	5,990,000	6,320,000	6,320,000
2511	Subsidies to Public Corporations	7,000,000	15,300,000	15,300,000	11,000,000	11,000,000	11,000,000
2821	Other Current Expenditures	40,008	48,400	48,000	48,000	48,000	48,000
Total current expenditures		57,964,186	77,401,000	76,779,000	78,333,000	79,525,000	80,399,000
Capital Expenditures							
2211	Use of Goods and Services	7,105,971	1,570,000	1,570,000	935,000	970,000	985,000
2822	Other Capital Expenditures	40,741	40,000	40,000	65,000	65,000	65,000
3111	Buildings and Constructions	3,149,999	4,650,000	4,650,000	6,650,000	9,400,000	9,535,000
3112	Devices, Machinery and Equipment	449,237	420,000	420,000	320,000	465,000	515,000
3113	Other Fixed Assets	0	0	0	250,000	75,000	25,000
Total capital expenditures		10,745,948	6,680,000	6,680,000	8,220,000	10,975,000	11,125,000
Treasury		10,745,948	6,680,000	6,680,000	8,220,000	10,975,000	11,125,000
Total current and capital expenditures		68,710,134	84,081,000	83,459,000	86,553,000	90,500,000	91,524,000

(Thousands of JDs)

Graph of the current and capital expenditures for the years 2017 - 2021

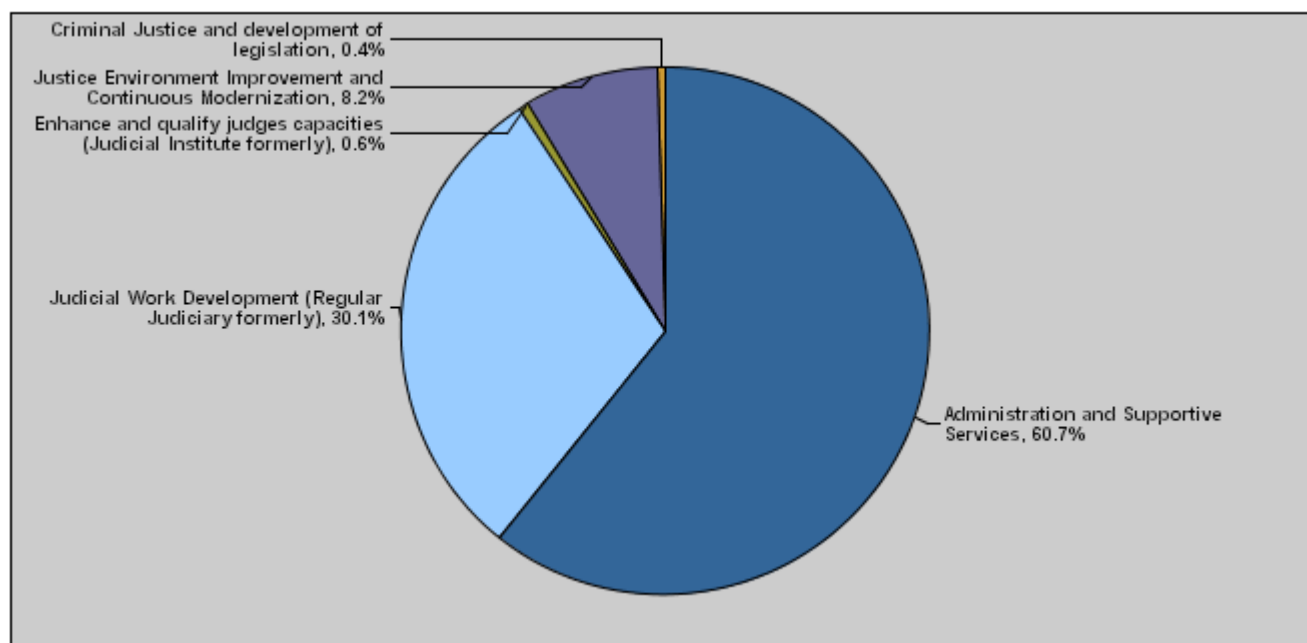


Budget of Chapter 1101 - Ministry of Justice
For the Year 2019 Distributed According to Program

(In JDs)

Prog.	Description	Current Expenditures	Capital Expenditures	Total Expenditures
1801	Administration and Supportive Services	52,101,000	420,000	52,521,000
1805	Judicial Work Development (Regular Judiciary formerly)	25,769,350	305,000	26,074,350
1810	Enhance and qualify judges capacities (Judicial Institute formerly)	462,650	30,000	492,650
1815	Justice Environment Improvement and Continuous Modernization	0	7,095,000	7,095,000
1820	Criminal Justice and development of legislation	0	370,000	370,000
	Total	78,333,000	8,220,000	86,553,000

Total Expenditures for the Year 2019 Distributed According to Programs



Estimated Allocations for Females distributed according to Programs for the Years 2017 - 2021

Program	2017	2018	2019	2020	2021	
1801	Administration and Supportive Services	18617600	24200000	24300000	24450000	24600000
1805	Judicial Work Development (Regular Judiciary formerly)	11118800	11465000	11990000	12250000	12500000
1810	Enhance and qualify judges capacities (Judicial Institute formerly)	181800	227000	228000	230000	230000
1815	Justice Environment Improvement and Continuous Modernization	1821100	2651000	3600000	5000000	5100000
1820	Criminal Justice and development of legislation	94100	149000	160000	160000	160000
	Total	31833400	38692000	40278000	42090000	42590000

Estimated Allocations For Child distributed according to Programs for the Years 2017 - 2021

Program	2017	2018	2019	2020	2021	
1820	Criminal Justice and development of legislation	19900	20000	20000	20000	20000
	Total	19900	20000	20000	20000	20000

Budget Chapter 1101 - Ministry of Justice Distributed According to the Program

1801 Administration and Supportive Services Program

Objective of the program :

This program aims to raise the institutional capacity of employees through training, improve provided services, institutionalize work mechanisms, raise the awareness of the service recipients and spread the legal culture.

The strategic objective related to the program :

Upgrade the institutional capacity and rooting the excellence culture.

Directorates associated with the program :

- 1- Financial Affairs Directorate
- 2- Administrative Affairs Directorate
- 3- Information Systems Management Directorate
- 4- Communications Directorate
- 5- Buildings and Projects Directorate.
- 6- Internal Control Unit
- 7- Human Resources Directorate
- 8- Human Rights and Women Affairs Directorate

Services provided by the program :

- 1- Build and raise the employees capacities through training.
- 2- Improve the provided services and simplify procedures to obtain the satisfaction of service recipients through computerizing the services and re-engineering work procedures of the sections.
- 3- Upgrade the institutional performance of the Ministry and courts through work development and institutionalization.
- 4- Aware service recipients and disseminate the legal culture through different publications and media means.

Staff working in the program :

The program is implemented through a functional staff in 2018 estimated with (5241) staff, including (3077) males and (2164) females .

Performance Measurement Indicators for Program

Performance Measurement Indicator	Base Year	Value	Actual value	Target Value	Preliminary Self Evaluation	Target Value		
			2017	2018		2018	2019	2020
1 Number of legal consultations provided by the ministry to government institutions and departments	2016	662	829	480	736	850	850	850
2 Number of training courses for Ministry of Justice's staff	2016	200	239	200	125	170	190	200
3 Number of employees participated in training courses	2016	2597	2524	2300	1257	2600	2900	3200

Appropriations Of Administration and Supportive Services Program as Per Activities and Projects. (In JDs)

Activities and Projects	Actual	Estimated	Re-estimated	Estimated	Indicative	
	2017	2018	2018	2019	2020	2021
Current Expenditures	34,137,387	52,655,000	52,033,400	52,101,000	52,863,600	53,191,000
601 Administrative and Support Services	27,137,387	37,355,000	36,733,400	41,601,000	42,363,600	42,691,000
602 Social Solidarity Fund for judges and Ministry of Justice staff	7,000,000	9,800,000	9,800,000	5,000,000	5,000,000	5,000,000
603 Judicial Executive	0	5,500,000	5,500,000	5,500,000	5,500,000	5,500,000
Capital Expenditures	6,092,885	275,000	275,000	420,000	300,000	300,000
001 Capacity Building and supportive services development for the Judicial Body	6,092,885	275,000	275,000	420,000	300,000	300,000
Program / Treasury	6,092,885	275,000	275,000	420,000	300,000	300,000
Total Program	40,230,272	52,930,000	52,308,400	52,521,000	53,163,600	53,491,000

Budget Chapter 1101 - Ministry of Justice Distributed According to the Program

1805	Judicial Work Development (Regular Judiciary formerly) Program
-------------	---

Objective of the program :

This program aims to supply the judicial services with sufficient number of specialized judges, reduce duration of litigation and provide the required data through the technical office.

The strategic objective related to the program :

Strengthen the trust of community in the rule of law

Directorates associated with the program :

- 1- Judicial Council
- 2- Technical Office.
- 3- Public Prosecution
- 4- Civil Attorney General
- 5- Judicial Inspection Directorate

Services provided by the program :

- 1- Supply the judiciary body with a sufficient number of qualified and trained judges.
- 2- Improve decisions quality.
- 3- Reduce litigation duration.

Staff working in the program :

The program is implemented through a functional staff in 2018 estimated with (1106) staff, including (873) males and (233) females .

Performance Measurement Indicators for Program

Performance Measurement Indicator		Base Year	Value	Actual value	Target Value	Preliminary Self Evaluation	Target Value		
				2017	2018		2018	2019	2020
1	Number of appointments according to new criteria and procedures	2016	20	16	71	73	87	87	87
2	Number of judges who have been assigned to criminal and civil chambers in the courts	2016	23	92	260	125	138	152	167

Appropriations Of Judicial Work Development (Regular Judiciary formerly) Program as Per Activities and Projects. (In JDs)

Activities and Projects		Actual	Estimated	Re-estimated	Estimated	Indicative	
		2017	2018	2018	2019	2020	2021
Current Expenditures		23,449,144	24,291,000	24,291,000	25,769,350	26,247,800	26,793,500
601	Regular Litigation	23,449,144	24,291,000	24,291,000	25,769,350	26,247,800	26,793,500
Capital Expenditures		696,165	605,600	605,600	305,000	385,000	400,000
001	Upgrading and development of the judicial work efficiency	696,165	605,600	605,600	305,000	385,000	400,000
Program / Treasury		696,165	605,600	605,600	305,000	385,000	400,000
Total Program		24,145,309	24,896,600	24,896,600	26,074,350	26,632,800	27,193,500

Budget Chapter 1101 - Ministry of Justice Distributed According to the Program

1810	Enhance and qualify judges capacities (Judicial Institute formerly) Program
Objective of the program :	
This program aims to contribute to setting up strategies and plans aiming at promoting the level of judicial body and it aims to exchange technical and academic cooperation and experiences between the Institute and the various judicial and legal commissions, institutions and institutes.	
The strategic objective related to the program :	
Contribute to developing the National Integrity System.	
Directorates associated with the program :	
The Jordanian Judicial Institute	
Services provided by the program :	
<p>1- Contribute to setting up strategies and plans aiming at promoting the level of the Jordanian Judicial body.</p> <p>2- Qualify and upgrade the efficiency of judges and their assistants through ongoing specialized internal and external training and develop their scientific research talent.</p> <p>3- Exchange international technical and academic cooperation and experiences between the Judicial Institute and the Arab and international judicial and rights organizations, commissions and institutes.</p> <p>4- Select the outstanding students from the general secondary students and law colleges graduates from both genders as per transparent and declared principles and standards and prepare them to become judges with the highest degrees of professional and legal competence.</p>	
Staff working in the program :	
The program is implemented through a functional staff in 2018 estimated with (14) staff, including (8) males and (6) females .	

Performance Measurement Indicators for Program

	Performance Measurement Indicator	Base Year	Value	Actual value	Target Value	Preliminary Self Evaluation	Target Value		
				2017	2018	2018	2019	2020	2021
1	Percentage of judges who have been trained for at least (12) training hours except higher level judges	2016	%100	%84.3	%100	%50	%64	%76	%89

Appropriations Of Enhance and qualify judges capacities (Judicial Institute formerly) Program as Per Activities and Proj€ (In JDs)

Activities and Projects	Actual	Estimated	Re-estimated	Estimated	Indicative	
	2017	2018	2018	2019	2020	2021
Current Expenditures	377,655	455,000	454,600	462,650	413,600	414,500
601 Judges Training	377,655	455,000	454,600	462,650	413,600	414,500
Capital Expenditures	2,796	20,000	20,000	30,000	30,000	30,000
004 E-learning and remote learning	2,796	20,000	20,000	30,000	30,000	30,000
Program / Treasury	2,796	20,000	20,000	30,000	30,000	30,000
Total Program	380,451	475,000	474,600	492,650	443,600	444,500

Budget Chapter 1101 - Ministry of Justice Distributed According to the Program

1815	Justice Environment Improvement and Continuous Modernization Program
Objective of the program :	
This program aims to improve the infrastructure of courts through preparing model courts, facilitate provided services and simplify procedures to obtain the satisfaction of service recipients through service computerization.	
The strategic objective related to the program :	
Provide an appropriate environment to support the judicial work	
Directorates associated with the program :	
1- Buildings and Projects Directorate 2- Information Systems Administration Directorate 3- Policies and Institutional Development Unit 4- Administrative Affairs Directorate 5- Courts and Affiliated Departments	
Services provided by the program :	
1- Improve the provided services and simplify procedures to obtain the satisfaction of service recipients through services computerization. 2- Facilitate referring to transactions by archiving them. 3- Provide infrastructure for courts through establishing modern justice houses equipped with all modern techniques and services.	
Staff working in the program :	
The program is implemented through the Ministry's staff.	

Performance Measurement Indicators for Program

Performance Measurement Indicator	Base Year	Value	Actual value	Target Value	Preliminary Self Evaluation	Target Value		
			2017	2018		2018	2019	2020
1 Number of papers archived electronically in the courts / cumulative (million)	2016	38	38	92	82.4	120	155	188

Appropriations Of Justice Environment Improvement and Continuous Modernization Program as Per Activities and Projects (In JDs)

Activities and Projects	Actual	Estimated	Re-estimated	Estimated	Indicative	
	2017	2018	2018	2019	2020	2021
Current Expenditures	0	0	0	0	0	0
Capital Expenditures	3,749,952	5,459,400	5,459,400	7,095,000	9,890,000	10,025,000
001 Improvement, development and modernization of courts Infrastructure	329,603	290,000	290,000	290,000	290,000	290,000
007 Establishing and equipping the house of justice in Maan	1,549,999	1,500,000	1,500,000	1,500,000	2,400,000	1,085,000
009 Establishing and equipping Jordan Judicial Institute building	1,550,000	3,000,000	3,000,000	2,500,000	1,000,000	0
013 Upgrading the electronic readiness and developing infrastructure of computerization projects	150,000	120,000	120,000	50,000	100,000	100,000
014 Issuance of New Version of Mizan System Project	81,662	120,000	120,000	10,000	10,000	10,000
015 Electronic archiving Project	38,688	79,400	79,400	10,000	10,000	10,000
016 Establishing the house of justice building in Aqaba	50,000	0	0	0	0	50,000
017 Solar Energy Use Project	0	0	0	20,000	50,000	50,000
018 Building of High Court House	0	0	0	0	0	50,000
019 E-transformation	0	200,000	200,000	0	0	0
020 Jerash House of Justice building	0	75,000	75,000	800,000	1,550,000	2,650,000
021 Building of Amman Criminal Court	0	75,000	75,000	800,000	1,600,000	2,600,000
022 Establishing and equipping a building for Amman first instance courts complex	0	0	0	350,000	2,000,000	2,000,000
023 Remote trial	0	0	0	10,000	15,000	15,000
024 E- connectivity	0	0	0	10,000	15,000	15,000
701 Building a third floor for Al -Mafraq Magistrate and First Instance Court / Al-Mafraq	0	0	0	0	150,000	600,000
702 Adding a floor to Justice Palace building / Zarqa governorate	0	0	0	300,000	100,000	0
703 Justice Palace engineering / Karak governorate	0	0	0	45,000	0	0
704 Establishing courts in Maan governorate	0	0	0	400,000	600,000	500,000
Program / Treasury	3,749,952	5,459,400	5,459,400	7,095,000	9,890,000	10,025,000
Total Program	3,749,952	5,459,400	5,459,400	7,095,000	9,890,000	10,025,000

Budget Chapter 1101 - Ministry of Justice Distributed According to the Program

1820	Criminal Justice and development of legislation Program
-------------	--

Objective of the program :

This program aims to develop legislation and the criminal justice bylaw to provide guarantees for fair trial and human rights and keep up with the local, regional and international developments and changes.

The strategic objective related to the program :

Contribute to developing the legislation system.

Directorates associated with the program :

- 1- Legal Affairs Directorate
- 2- International Cooperation Directorate.
- 3- Human Rights and Family Affairs Directorate
- 4- Reform and Re-habilitation Centers Unit

Services provided by the program :

- 1- Increase the number of beneficiaries from legal assistance services.
- 2- Develop and update legislation.

Staff working in the program :

The program is implemented through the Ministry's staff.

Performance Measurement Indicators for Program

Performance Measurement Indicator	Base Year	Value	Actual value	Target Value	Preliminary Self Evaluation	Target Value		
			2017	2018		2018	2019	2020
1 Percentage of increase in the number of eligible persons benefiting from the support of legal aid services	2016	%10	%10	%12	%10	%15	%15	%15

Appropriations Of Criminal Justice and development of legislation Program as Per Activities and Projects. (In JDs)

Activities and Projects	Actual	Estimated	Re-estimated	Estimated	Indicative	
	2017	2018	2018	2019	2020	2021
Current Expenditures	0	0	0	0	0	0
Capital Expenditures	204,150	320,000	320,000	370,000	370,000	370,000
001 Legal Assistance	150,000	250,000	250,000	250,000	250,000	250,000
002 Reform justice for juveniles	10,000	10,000	10,000	10,000	10,000	10,000
003 Alternative punishments	10,000	10,000	10,000	10,000	10,000	10,000
004 Developing and updating legislation	10,000	10,000	10,000	10,000	10,000	10,000
005 Equipping the infrastructures of juveniles' courts	9,967	10,000	10,000	10,000	10,000	10,000
006 Empowering women to ensure equal opportunity and justice	7,067	10,000	10,000	10,000	10,000	10,000
007 Enhancing right of persons with disabilities in legal remedy	3,674	10,000	10,000	10,000	10,000	10,000
008 Disseminating the legal awareness	3,442	10,000	10,000	10,000	10,000	10,000
010 Equipping mediation rooms in courts	0	0	0	25,000	25,000	25,000
011 Minimize number of cases in courts	0	0	0	25,000	25,000	25,000
Program / Treasury	204,150	320,000	320,000	370,000	370,000	370,000
Total Program	204,150	320,000	320,000	370,000	370,000	370,000

Capital Expenditures Distributed According to Governorates

Chapter : 1101 Ministry of Justice

(In JDs)

Governorate		Estimated 2019	Indicative 2020	Indicative 2021
21	Irbid Governorate	0	0	0
22	Mafraq Governorate	0	150,000	600,000
23	Jerash Governorate	0	0	0
24	Ajloun Governorate	0	0	0
31	The Capital Governorate	0	0	0
32	Balqa' Governorate	0	0	0
33	Zarqa Governorate	300,000	100,000	0
34	Ma'daba Governorate	0	0	0
41	Karak Governorate	45,000	0	0
42	Ma'an Governorate	400,000	600,000	500,000
43	Tafileh Governorate	0	0	0
44	Aqaba Governorate	0	0	0
Total		745,000	850,000	1,100,000

Chapter : 1101 Ministry of Justice

(In JDs)

Current Activities Appropriations According to Program								
Prog.	Activites		Actual	Estimated	Re-estimated	Estimated	Indicative	Indicative
			2017	2018	2018	2019	2020	2021
1810	601	Judges Training	377655	455000	454600	462650	413600	414500
	Total of Program		377655	455000	454600	462650	413600	414500
1805	601	Regular Litigation	23449144	24291000	24291000	25769350	26247800	26793500
	Total of Program		23449144	24291000	24291000	25769350	26247800	26793500
1801	601	Administrative and Support Services	27137387	37355000	36733400	41601000	42363600	42691000
	602	Social Solidarity Fund for judges and Ministry of Justice staff	7000000	9800000	9800000	5000000	5000000	5000000
	603	Judicial Executive	0	5500000	5500000	5500000	5500000	5500000
	Total of Program		34137387	52655000	52033400	52101000	52863600	53191000
Total			57964186	77401000	76779000	78333000	79525000	80399000

Capital Projects Appropriations According to Program								
Prog.	Projects		Actual	Estimated	Re-estimated	Estimated	Indicative	Indicative
			2017	2018	2018	2019	2020	2021
1810	004	E-learning and remote learning	2796	20000	20000	30000	30000	30000
	Total of Program		2796	20000	20000	30000	30000	30000
1820	001	Legal Assistance	150000	250000	250000	250000	250000	250000
	002	Reform justice for juveniles	10000	10000	10000	10000	10000	10000
	003	Alternative punishments	10000	10000	10000	10000	10000	10000
	004	Developing and updating legislation	10000	10000	10000	10000	10000	10000
	005	Equipping the infrastructures of juveniles' courts	9967	10000	10000	10000	10000	10000
	006	Empowering women to ensure equal opportunity and justice	7067	10000	10000	10000	10000	10000
	007	Enhancing right of persons with disabilities in legal remedy	3674	10000	10000	10000	10000	10000
	008	Disseminating the legal awareness	3442	10000	10000	10000	10000	10000
	010	Equipping mediation rooms in courts	0	0	0	25000	25000	25000
	011	Minimize number of cases in courts	0	0	0	25000	25000	25000
	Total of Program		204150	320000	320000	370000	370000	370000
1805	001	Upgrading and development of the judicial work efficiency	696165	605600	605600	305000	385000	400000
	Total of Program		696165	605600	605600	305000	385000	400000

(In JDs)

Capital Projects Appropriations According to Program								
Prog.	Projects		Actual	Estimated	Re-estimated	Estimated	Indicative	Indicative
			2017	2018	2018	2019	2020	2021
1815	001	Improvement, development and modernization of courts Infrastructure	329603	290000	290000	290000	290000	290000
	007	Establishing and equipping the house of justice in Maan	1549999	1500000	1500000	1500000	2400000	1085000
	009	Establishing and equipping Jordan Judicial Institute building	1550000	3000000	3000000	2500000	1000000	0
	013	Upgrading the electronic readiness and developing infrastructure of computerization projects	150000	120000	120000	50000	100000	100000
	014	Issuance of New Version of Mizan System Project	81662	120000	120000	10000	10000	10000
	015	Electronic archiving Project	38688	79400	79400	10000	10000	10000
	016	Establishing the house of justice building in Aqaba	50000	0	0	0	0	50000
	017	Solar Energy Use Project	0	0	0	20000	50000	50000
	018	Building of High Court House	0	0	0	0	0	50000
	019	E-transformation	0	200000	200000	0	0	0
	020	Jerash House of Justice building	0	75000	75000	800000	1550000	2650000
	021	Building of Amman Criminal Court	0	75000	75000	800000	1600000	2600000
	022	Establishing and equipping a building for Amman first instance courts complex	0	0	0	350000	2000000	2000000
	023	Remote trial	0	0	0	10000	15000	15000
	024	E- connectivity	0	0	0	10000	15000	15000
	701	Building a third floor for Al -Mafraq Magistrate and First Instance Court / Al-Mafraq	0	0	0	0	150000	600000
	702	Adding a floor to Justice Palace building / Zarqa governorate	0	0	0	300000	100000	0
	703	Justice Palace engineering / Karak governorate	0	0	0	45000	0	0
	704	Establishing courts in Maan governorate	0	0	0	400000	600000	500000
			Total of Program	3749952	5459400	5459400	7095000	9890000
1801	001	Capacity Building and supportive services development for the Judicial Body	6092885	275000	275000	420000	300000	300000
		Total of Program	6092885	275000	275000	420000	300000	300000
		Total	10745948	6680000	6680000	8220000	10975000	11125000

Overall Summary of Current Expenditures for the Years 2017 - 2021

Chapter: 1101 Ministry of Justice

(In JDs)

Group	Item	Description	Actual 2017	Estimated 2018	Re-estimated 2018	Estimated 2019	Indicative 2020	Indicative 2021
21		Compensations of Employees						
2111		Salaries, Wages and Allowances						
	101	Classified Employees	10189000	10679000	10679000	10968150	11058200	11258250
	102	Unclassified Employees	7977300	8415000	8415000	9064000	9434800	9604300
	103	Comprehensive Contract Employees	5000	152000	152000	450000	450000	450000
	105	Personal Cost of Living Allowance	9485962	10184000	10184000	11088350	11175300	11265600
	106	Family Cost of Living Allowance	641829	807000	807000	883000	896000	909050
	110	Overtime Allowance	119983	250000	250000	250000	250000	250000
	111	Additional Allowance	2659915	2936000	2936000	3315000	3365200	3415300
	112	Other Allowances	10120995	10150000	10150000	11100000	11200000	11400000
	113	Transportation Allowance	1294991	1342000	1342000	1544000	1564000	1584000
	114	Transport Allowance	840610	911000	911000	908500	919500	930500
	115	Field Visit Allowance	121875	130000	130000	120000	120000	120000
	116	Employees' Bonuses	119502	6150000	6150000	6187000	6187000	6187000
	120	Contract Employees	629000	1045000	1045000	1409000	1429000	1449000
Total			44205962	53151000	53151000	57287000	58049000	58823000
2121		Social Security Contributions						
	301	Social Security	1878004	2900000	2900000	4008000	4108000	4208000
Total			1878004	2900000	2900000	4008000	4108000	4208000
22		Use of Goods and Services						
2211		Use of Goods and Services						
	201	Rents	888530	1200000	1000000	1450000	1400000	1400000
	202	Telecommunications Services	299852	320000	320000	320000	330000	330000
	203	Water	80000	90000	80000	80000	85000	85000
	204	Electricity	1032494	1433000	1240000	1400000	1500000	1500000
	205	Fuels	278820	425000	318000	300000	310000	310000
	206	Maintenance of Machines, furniture and accessories	187736	195000	195000	225000	235000	235000
	207	Maintenance of vehicles, equipment and accessories	49421	59500	59500	70000	75000	75000
	208	Repair and maintenance of buildings and accessories	19786	21000	21000	20000	25000	25000
	209	Stationery, Publications and Office Supplies	335255	370000	360000	350000	420000	420000
	210	Substances and raw materials (medicines, clothes, food, films, etc..)	24000	25000	25000	20000	20000	20000
	211	Cleaning services and supplies including cleaning contracts	1019000	1101000	1001000	1100000	1115000	1115000
	212	Insurance	35318	48100	46500	40000	40000	40000
	213	Official Travel Missions	20000	14000	14000	15000	15000	15000
	214	Goods and services expenses	570000	700000	700000	600000	750000	750000
Total			4840212	6001600	5380000	5990000	6320000	6320000
25		Subsidies						
2511		Subsidies to Public Corporations						
	304	Subsidies to non-financial public corporations	7000000	15300000	15300000	11000000	11000000	11000000
Total			7000000	15300000	15300000	11000000	11000000	11000000
28		Other Expenditures						
2821		Other Current Expenditures						
	302	Contributions	10834	13000	13000	13000	13000	13000
	303	Scientific scholarships and training courses	195	5400	5400	5000	5000	5000
	305	Non-Employees' Bonuses	28979	30000	29600	30000	30000	30000
Total			40008	48400	48000	48000	48000	48000
Total of Chapter			57964186	77401000	76779000	78333000	79525000	80399000

Program : 1801 - Administration and Supportive Services								
Activity : 601 - Administrative and Support Services								
Group	Item	Description	Actual 2017	Estimated 2018	Re-estimated 2018	Estimated 2019	Indicative 2020	Indicative 2021
21		Compensations of Employees						
2111		Salaries, Wages and Allowances						
	101	Classified Employees	368000	395000	395000	355000	355000	355000
	102	Unclassified Employees	7951588	8388000	8388000	8848000	8980600	9058000
	103	Comprehensive Contract Employees	5000	152000	152000	450000	450000	450000
	105	Personal Cost of Living Allowance	6936936	7390000	7390000	8265000	8315000	8365000
	106	Family Cost of Living Allowance	470000	570000	570000	681500	691500	701500
	110	Overtime Allowance	114983	245000	245000	245000	245000	245000
	111	Additional Allowance	2649915	2925000	2925000	3304000	3354000	3404000
	113	Transportation Allowance	508000	530000	530000	711200	721200	731200
	114	Transport Allowance	811610	850000	850000	871300	881300	891300
	115	Field Visit Allowance	121875	130000	130000	120000	120000	120000
	116	Employees' Bonuses	56597	6087000	6087000	6124000	6124000	6124000
	120	Contract Employees	629000	1045000	1045000	1409000	1429000	1449000
		Total	20623504	28707000	28707000	31384000	31666600	31894000
2121		Social Security Contributions						
	301	Social Security	1877383	2888000	2888000	3996000	4096000	4196000
		Total	1877383	2888000	2888000	3996000	4096000	4196000
22		Use of Goods and Services						
2211		Use of Goods and Services						
	201	Rents	816208	1100000	900000	1400000	1400000	1400000
	202	Telecommunications Services	289853	308000	308000	308000	318000	318000
	203	Water	75000	85000	75000	75000	80000	80000
	204	Electricity	992994	1393000	1200000	1350000	1450000	1450000
	205	Fuels	273828	408000	301000	270000	280000	280000
		001 Heating	69985	76000	76000	130000	135000	135000
		002 Saloon vehicles	203843	332000	225000	140000	145000	145000
	206	Maintenance of Machines, furniture and accessories	177964	185000	185000	210000	220000	220000
	207	Maintenance of vehicles, equipment and accessories	47769	52500	52500	65000	70000	70000
	208	Repair and maintenance of buildings and accessories	9787	11000	11000	10000	15000	15000
	209	Stationery, Publications and Office Supplies	320255	355000	345000	300000	370000	370000
	210	Substances and raw materials (medicines, clothes, food, films, etc..)	9000	10000	10000	10000	10000	10000
	211	Cleaning services and supplies including cleaning contracts	1018000	1100000	1000000	1099000	1114000	1114000
	212	Insurance	35318	47100	45500	39000	39000	39000
	213	Official Travel Missions	10500	13000	13000	13000	13000	13000
	214	Goods and services expenses	545000	670000	670000	550000	700000	700000
		000 Goods and services expenses	545000	670000	670000	0	0	0
		023 Translation expenditures	0	0	0	40000	50000	50000
		138 Witnesses transport	0	0	0	180000	200000	200000
		139 Criminal prosecution experts services	0	0	0	80000	100000	100000
		140 Sharia Medicine services	0	0	0	200000	250000	250000
		141 Judicial notifications	0	0	0	50000	100000	100000
		Total	4621476	5737600	5116000	5699000	6079000	6079000
25		Subsidies						
2511		Subsidies to Public Corporations						
	304	Subsidies to non-financial public corporations	0	0	0	500000	500000	500000
		118 E-programs development account for notary and non criminal reord departments	0	0	0	500000	500000	500000
		Total	0	0	0	500000	500000	500000
28		Other Expenditures						
2821		Other Current Expenditures						
	302	Contributions	10834	13000	13000	13000	13000	13000
	303	Scientific scholarships and training courses	195	5400	5400	5000	5000	5000
	305	Non-Employees' Bonuses	3995	4000	4000	4000	4000	4000
		Total	15024	22400	22400	22000	22000	22000
		Total of Activity	27137387	37355000	36733400	41601000	42363600	42691000

Program : 1801 - Administration and Supportive Services								
Activity : 602 - Social Solidarity Fund for judges and Ministry of Justice staff								
Group	Item	Description	Actual 2017	Estimated 2018	Re-estimated 2018	Estimated 2019	Indicative 2020	Indicative 2021
25		Subsidies						
2511		Subsidies to Public Corporations						
	304	Subsidies to non-financial public corporations	7000000	9800000	9800000	5000000	5000000	5000000
	097	Judges Account in the Fund *	3650000	5800000	5800000	0	0	0
	098	Account of Ministry of Justice employees in the Fund *	3350000	4000000	4000000	5000000	5000000	5000000
Total			7000000	9800000	9800000	5000000	5000000	5000000
Total of Activity			7000000	9800000	9800000	5000000	5000000	5000000
Activity : 603 - Judicial Executive								
Group	Item	Description	Actual 2017	Estimated 2018	Re-estimated 2018	Estimated 2019	Indicative 2020	Indicative 2021
25		Subsidies						
2511		Subsidies to Public Corporations						
	304	Subsidies to non-financial public corporations	0	5500000	5500000	5500000	5500000	5500000
	111	Judicial Executive Account	0	5500000	5500000	5500000	5500000	5500000
Total			0	5500000	5500000	5500000	5500000	5500000
Total of Activity			0	5500000	5500000	5500000	5500000	5500000
Total of Program			34137387	52655000	52033400	52101000	52863600	53191000
Program : 1805 - Judicial Work Development (Regular Judiciary formerly)								
Activity : 601 - Regular Litigation								
Group	Item	Description	Actual 2017	Estimated 2018	Re-estimated 2018	Estimated 2019	Indicative 2020	Indicative 2021
21		Compensations of Employees						
2111		Salaries, Wages and Allowances						
	101	Classified Employees	9818000	10281000	10281000	10610000	10700000	10900000
	102	Unclassified Employees	0	0	0	190000	427800	519500
	105	Personal Cost of Living Allowance	2530883	2775000	2775000	2803350	2840000	2880000
	106	Family Cost of Living Allowance	170353	235000	235000	200000	203000	206000
	112	Other Allowances	10120995	10150000	10150000	11100000	11200000	11400000
	113	Transportation Allowance	780751	800000	800000	830000	840000	850000
	114	Transport Allowance	20662	50000	50000	36000	37000	38000
Total			23441644	24291000	24291000	25769350	26247800	26793500
22		Use of Goods and Services						
2211		Use of Goods and Services						
	213	Official Travel Missions	7500	0	0	0	0	0
Total			7500	0	0	0	0	0
Total of Activity			23449144	24291000	24291000	25769350	26247800	26793500
Total of Program			23449144	24291000	24291000	25769350	26247800	26793500

Program : 1810 - Enhance and qualify judges capacities (Judicial Institute formerly)								
Activity : 601 - Judges Training								
Group	Item	Description	Actual 2017	Estimated 2018	Re-estimated 2018	Estimated 2019	Indicative 2020	Indicative 2021
21		Compensations of Employees						
2111		Salaries, Wages and Allowances						
	101	Classified Employees	3000	3000	3000	3150	3200	3250
	102	Unclassified Employees	25712	27000	27000	26000	26400	26800
	105	Personal Cost of Living Allowance	18143	19000	19000	20000	20300	20600
	106	Family Cost of Living Allowance	1476	2000	2000	1500	1500	1550
	110	Overtime Allowance	5000	5000	5000	5000	5000	5000
	111	Additional Allowance	10000	11000	11000	11000	11200	11300
	113	Transportation Allowance	6240	12000	12000	2800	2800	2800
	114	Transport Allowance	8338	11000	11000	1200	1200	1200
	116	Employees' Bonuses	62905	63000	63000	63000	63000	63000
		Total	140814	153000	153000	133650	134600	135500
2121		Social Security Contributions						
	301	Social Security	621	12000	12000	12000	12000	12000
		Total	621	12000	12000	12000	12000	12000
22		Use of Goods and Services						
2211		Use of Goods and Services						
	201	Rents	72322	100000	100000	50000	0	0
	202	Telecommunications Services	9999	12000	12000	12000	12000	12000
	203	Water	5000	5000	5000	5000	5000	5000
	204	Electricity	39500	40000	40000	50000	50000	50000
	205	Fuels	4992	17000	17000	30000	30000	30000
	001	Heating	2000	4000	4000	10000	10000	10000
	002	Saloon vehicles	2992	13000	13000	20000	20000	20000
	206	Maintenance of Machines, furniture and accessories	9772	10000	10000	15000	15000	15000
	207	Maintenance of vehicles, equipment and accessories	1652	7000	7000	5000	5000	5000
	208	Repair and maintenance of buildings and accessories	9999	10000	10000	10000	10000	10000
	209	Stationery, Publications and Office Supplies	15000	15000	15000	50000	50000	50000
	210	Substances and raw materials (medicines, clothes, food, films, etc..)	15000	15000	15000	10000	10000	10000
	211	Cleaning services and supplies including cleaning contracts	1000	1000	1000	1000	1000	1000
	212	Insurance	0	1000	1000	1000	1000	1000
	213	Official Travel Missions	2000	1000	1000	2000	2000	2000
	214	Goods and services expenses	25000	30000	30000	50000	50000	50000
	000	Goods and services expenses	25000	30000	30000	0	0	0
	096	Consultation and experts services	0	0	0	50000	50000	50000
		Total	211236	264000	264000	291000	241000	241000
28		Other Expenditures						
2821		Other Current Expenditures						
	305	Non-Employees' Bonuses	24984	26000	25600	26000	26000	26000
		Total	24984	26000	25600	26000	26000	26000
		Total of Activity	377655	455000	454600	462650	413600	414500
		Total of Program	377655	455000	454600	462650	413600	414500
		Total of Chapter	57964186	77401000	76779000	78333000	79525000	80399000

* This item shall be disbursed not exceeding the amount supplied to the Public Treasury according to provisions of applicable Revenues Supplying Law of Government Departments and Units

Overall Summary of Capital Expenditures for the Years 2017 - 2021

Chapter : 1101 Ministry of Justice

(In JDs)

Group	Item	Description	Actual 2017	Estimated 2018	Re-estimated 2018	Estimated 2019	Indicative 2020	Indicative 2021
		Expenditures						
22		Use of Goods and Services						
2211		Use of Goods and Services						
	510	Buildings and facilities repair and maintenance	324603	295000	295000	320000	275000	275000
	512	Operating and Sustaining Expenditures	6781368	1275000	1275000	615000	695000	710000
Total			7105971	1570000	1570000	935000	970000	985000
28		Other Expenditures						
2822		Other Capital Expenditures						
	504	Studies, Research and Consultations	40741	40000	40000	65000	65000	65000
Total			40741	40000	40000	65000	65000	65000
		Fixed Assets						
31		Non-financial Assets						
3111		Buildings and Constructions						
	508	Works and Constructions	3149999	4650000	4650000	6650000	9400000	9535000
Total			3149999	4650000	4650000	6650000	9400000	9535000
3112		Devices, Machinery and Equipment						
	505	Equipment, Machines and Devices	449237	420000	420000	320000	465000	515000
Total			449237	420000	420000	320000	465000	515000
3113		Other Fixed Assets						
	511	Equipping and furnishing	0	0	0	250000	75000	25000
Total			0	0	0	250000	75000	25000
Total of Chapter			10745948	6680000	6680000	8220000	10975000	11125000

Capital Expenditures According to Program and Projects for the Years 2017 - 2021

Chapter : 1101 Ministry of Justice

(In JDs)

Program 1801 Administration and Supportive Services								
Project		001 Capacity Building and supportive services development for the Judicial Body						
Fund Source		102001 Capital (Treasury)						
Group	Item	Description	Actual 2017	Estimated 2018	Re-estimated 2018	Estimated 2019	Indicative 2020	Indicative 2021
22		Use of Goods and Services						
2211		Use of Goods and Services						
	512	Operating and Sustaining Expenditures						
	008	Qualifying and training expenses	155000	105000	105000	50000	50000	50000
	011	Capacity building expenses	5698073	0	0	0	0	0
		Total of Item	5853073	105000	105000	50000	50000	50000
31		Non-financial Assets						
3112		Devices, Machinery and Equipment						
	505	Equipment, Machines and Devices						
	001	Computers and accessories	239812	170000	170000	145000	200000	250000
		Total of Item	239812	170000	170000	145000	200000	250000
3113		Other Fixed Assets						
	511	Equipping and furnishing						
	006	Furnishing and equipping the buildings and facilities	0	0	0	225000	50000	0
		Total of Item	0	0	0	225000	50000	0
		Total of Project / Treasury	6092885	275000	275000	420000	300000	300000
		Total of Program	6092885	275000	275000	420000	300000	300000

Capital Expenditures According to Program and Projects for the Years 2017 - 2021

Chapter : 1101 Ministry of Justice

(In JDs)

Program 1805 Judicial Work Development (Regular Judiciary formerly)								
Project		001 Upgrading and development of the judicial work efficiency						
Fund Source		102001 Capital (Treasury)						
Group	Item	Description	Actual 2017	Estimated 2018	Re-estimated 2018	Estimated 2019	Indicative 2020	Indicative 2021
22		Use of Goods and Services						
2211		Use of Goods and Services						
	512	Operating and Sustaining Expenditures						
	008	Qualifying and training expenses	0	0	0	100000	100000	100000
	014	Archiving and documentation	292381	191400	191400	140000	200000	185000
	118	Re-payment of due claims	393784	399200	399200	50000	70000	100000
		Total of Item	686165	590600	590600	290000	370000	385000
31		Non-financial Assets						
3112		Devices, Machinery and Equipment						
	505	Equipment, Machines and Devices						
	003	Office supplies and equipment	10000	15000	15000	15000	15000	15000
		Total of Item	10000	15000	15000	15000	15000	15000
		Total of Project / Treasury	696165	605600	605600	305000	385000	400000
		Total of Program	696165	605600	605600	305000	385000	400000

Capital Expenditures According to Program and Projects for the Years 2017 - 2021

Chapter : 1101 Ministry of Justice

(In JDs)

Program 1810 Enhance and qualify judges capacities (Judicial Institute formerly)								
Project		004 E-learning and remote learning						
Fund Source		102001 Capital (Treasury)						
Group	item	Description	Actual 2017	Estimated 2018	Re-estimated 2018	Estimated 2019	Indicative 2020	Indicative 2021
31		Non-financial Assets						
3112		Devices, Machinery and Equipment						
	505	Equipment, Machines and Devices						
	001	Computers and accessories	2796	20000	20000	30000	30000	30000
		Total of Item	2796	20000	20000	30000	30000	30000
		Total of Project / Treasury	2796	20000	20000	30000	30000	30000
		Total of Program	2796	20000	20000	30000	30000	30000

Capital Expenditures According to Program and Projects for the Years 2017 - 2021

Chapter : 1101 Ministry of Justice

(In JDs)

Program 1815 Justice Environment Improvement and Continuous Modernization								
Project		001 Improvement, development and modernization of courts Infrastructure						
Fund Source		102001 Capital (Treasury)						
Group	item	Description	Actual 2017	Estimated 2018	Re-estimated 2018	Estimated 2019	Indicative 2020	Indicative 2021
22		Use of Goods and Services						
2211		Use of Goods and Services						
	510	Buildings and facilities repair and maintenance						
	009	Buildings repair and renovation	324603	285000	285000	265000	265000	265000
		Total of Item	324603	285000	285000	265000	265000	265000
31		Non-financial Assets						
3112		Devices, Machinery and Equipment						
	505	Equipment, Machines and Devices						
	006	Public safety devices and equipment	5000	5000	5000	5000	5000	5000
	023	Electrical devices and equipment	0	0	0	20000	20000	20000
		Total of Item	5000	5000	5000	25000	25000	25000
		Total of Project / Treasury	329603	290000	290000	290000	290000	290000
Project		007 Establishing and equipping the house of justice in Maan						
Fund Source		102001 Capital (Treasury)						
Group	item	Description	Actual 2017	Estimated 2018	Re-estimated 2018	Estimated 2019	Indicative 2020	Indicative 2021
31		Non-financial Assets						
3111		Buildings and Constructions						
	508	Works and Constructions						
	013	Buildings construction	1549999	1500000	1500000	1500000	2400000	1085000
		Total of Item	1549999	1500000	1500000	1500000	2400000	1085000
		Total of Project / Treasury	1549999	1500000	1500000	1500000	2400000	1085000
Project		009 Establishing and equipping Jordan Judicial Institute building						
Fund Source		102001 Capital (Treasury)						
Group	item	Description	Actual 2017	Estimated 2018	Re-estimated 2018	Estimated 2019	Indicative 2020	Indicative 2021
31		Non-financial Assets						
3111		Buildings and Constructions						
	508	Works and Constructions						
	013	Buildings construction	1550000	3000000	3000000	2500000	1000000	0
		Total of Item	1550000	3000000	3000000	2500000	1000000	0
		Total of Project / Treasury	1550000	3000000	3000000	2500000	1000000	0
Project		013 Upgrading the electronic readiness and developing infrastructure of computerization projects						
Fund Source		102001 Capital (Treasury)						
Group	item	Description	Actual 2017	Estimated 2018	Re-estimated 2018	Estimated 2019	Indicative 2020	Indicative 2021
31		Non-financial Assets						
3112		Devices, Machinery and Equipment						
	505	Equipment, Machines and Devices						
	001	Computers and accessories	150000	120000	120000	50000	100000	100000
		Total of Item	150000	120000	120000	50000	100000	100000
		Total of Project / Treasury	150000	120000	120000	50000	100000	100000

Capital Expenditures According to Program and Projects for the Years 2017 - 2021

Chapter : 1101 Ministry of Justice

(In JDs)

Program 1815 Justice Environment Improvement and Continuous Modernization								
Project		014 Issuance of New Version of Mizan System Project						
Fund Source		102001 Capital (Treasury)						
Group	item	Description	Actual 2017	Estimated 2018	Re-estimated 2018	Estimated 2019	Indicative 2020	Indicative 2021
22		Use of Goods and Services						
2211		Use of Goods and Services						
	512	Operating and Sustaining Expenditures						
	015	Operating systems and software	50000	40000	40000	5000	5000	5000
Total of Item			50000	40000	40000	5000	5000	5000
31		Non-financial Assets						
3112		Devices, Machinery and Equipment						
	505	Equipment, Machines and Devices						
	001	Computers and accessories	31662	80000	80000	5000	5000	5000
Total of Item			31662	80000	80000	5000	5000	5000
Total of Project / Treasury			81662	120000	120000	10000	10000	10000
Project		015 Electronic archiving Project						
Fund Source		102001 Capital (Treasury)						
Group	item	Description	Actual 2017	Estimated 2018	Re-estimated 2018	Estimated 2019	Indicative 2020	Indicative 2021
22		Use of Goods and Services						
2211		Use of Goods and Services						
	512	Operating and Sustaining Expenditures						
	014	Archiving and documentation	38688	79400	79400	10000	10000	10000
Total of Item			38688	79400	79400	10000	10000	10000
Total of Project / Treasury			38688	79400	79400	10000	10000	10000
Project		016 Establishing the house of justice building in Aqaba						
Fund Source		102001 Capital (Treasury)						
Group	item	Description	Actual 2017	Estimated 2018	Re-estimated 2018	Estimated 2019	Indicative 2020	Indicative 2021
31		Non-financial Assets						
3111		Buildings and Constructions						
	508	Works and Constructions						
	013	Buildings construction	50000	0	0	0	0	50000
Total of Item			50000	0	0	0	0	50000
Total of Project / Treasury			50000	0	0	0	0	50000
Project		017 Solar Energy Use Project						
Fund Source		102001 Capital (Treasury)						
Group	item	Description	Actual 2017	Estimated 2018	Re-estimated 2018	Estimated 2019	Indicative 2020	Indicative 2021
31		Non-financial Assets						
3112		Devices, Machinery and Equipment						
	505	Equipment, Machines and Devices						
	068	Solar cells generating the electric energy	0	0	0	20000	50000	50000
Total of Item			0	0	0	20000	50000	50000
Total of Project / Treasury			0	0	0	20000	50000	50000

Capital Expenditures According to Program and Projects for the Years 2017 - 2021

Chapter : 1101 Ministry of Justice

(In JDs)

Program 1815 Justice Environment Improvement and Continuous Modernization								
Project		018 Building of High Court House						
Fund Source		102001 Capital (Treasury)						
Group	item	Description	Actual 2017	Estimated 2018	Re-estimated 2018	Estimated 2019	Indicative 2020	Indicative 2021
31		Non-financial Assets						
3111		Buildings and Constructions						
	508	Works and Constructions						
	013	Buildings construction	0	0	0	0	0	50000
		Total of Item	0	0	0	0	0	50000
		Total of Project / Treasury	0	0	0	0	0	50000
Project		019 E-transformation						
Fund Source		102001 Capital (Treasury)						
Group	item	Description	Actual 2017	Estimated 2018	Re-estimated 2018	Estimated 2019	Indicative 2020	Indicative 2021
22		Use of Goods and Services						
2211		Use of Goods and Services						
	512	Operating and Sustaining Expenditures						
	015	Operating systems and software	0	200000	200000	0	0	0
		Total of Item	0	200000	200000	0	0	0
		Total of Project / Treasury	0	200000	200000	0	0	0
Project		020 Jerash House of Justice building						
Fund Source		102001 Capital (Treasury)						
Group	item	Description	Actual 2017	Estimated 2018	Re-estimated 2018	Estimated 2019	Indicative 2020	Indicative 2021
31		Non-financial Assets						
3111		Buildings and Constructions						
	508	Works and Constructions						
	013	Buildings construction	0	75000	75000	800000	1550000	2650000
		Total of Item	0	75000	75000	800000	1550000	2650000
		Total of Project / Treasury	0	75000	75000	800000	1550000	2650000
Project		021 Building of Amman Criminal Court						
Fund Source		102001 Capital (Treasury)						
Group	item	Description	Actual 2017	Estimated 2018	Re-estimated 2018	Estimated 2019	Indicative 2020	Indicative 2021
31		Non-financial Assets						
3111		Buildings and Constructions						
	508	Works and Constructions						
	013	Buildings construction	0	75000	75000	800000	1600000	2600000
		Total of Item	0	75000	75000	800000	1600000	2600000
		Total of Project / Treasury	0	75000	75000	800000	1600000	2600000
Project		022 Establishing and equipping a building for Amman first instance courts complex						
Fund Source		102001 Capital (Treasury)						
Group	item	Description	Actual 2017	Estimated 2018	Re-estimated 2018	Estimated 2019	Indicative 2020	Indicative 2021
31		Non-financial Assets						
3111		Buildings and Constructions						
	508	Works and Constructions						
	013	Buildings construction	0	0	0	350000	2000000	2000000
		Total of Item	0	0	0	350000	2000000	2000000
		Total of Project / Treasury	0	0	0	350000	2000000	2000000

Capital Expenditures According to Program and Projects for the Years 2017 - 2021

Chapter : 1101 Ministry of Justice

(In JDs)

Program 1815 Justice Environment Improvement and Continuous Modernization								
Project		023 Remote trial						
Fund Source		102001 Capital (Treasury)						
Group	item	Description	Actual 2017	Estimated 2018	Re-estimated 2018	Estimated 2019	Indicative 2020	Indicative 2021
31		Non-financial Assets						
3112		Devices, Machinery and Equipment						
	505	Equipment, Machines and Devices						
	001	Computers and accessories	0	0	0	10000	15000	15000
		Total of Item	0	0	0	10000	15000	15000
		Total of Project / Treasury	0	0	0	10000	15000	15000
Project		024 E- connectivity						
Fund Source		102001 Capital (Treasury)						
Group	item	Description	Actual 2017	Estimated 2018	Re-estimated 2018	Estimated 2019	Indicative 2020	Indicative 2021
31		Non-financial Assets						
3112		Devices, Machinery and Equipment						
	505	Equipment, Machines and Devices						
	001	Computers and accessories	0	0	0	10000	15000	15000
		Total of Item	0	0	0	10000	15000	15000
		Total of Project / Treasury	0	0	0	10000	15000	15000
Project		701 Building a third floor for Al -Mafrqa Magistrate and First Instance Court / Al-Mafrqa						
Fund Source		102001 Capital (Treasury)						
Group	item	Description	Actual 2017	Estimated 2018	Re-estimated 2018	Estimated 2019	Indicative 2020	Indicative 2021
31		Non-financial Assets						
3111		Buildings and Constructions						
	508	Works and Constructions						
	014	Buildings extensions	0	0	0	0	150000	600000
		Total of Item	0	0	0	0	150000	600000
		Total of Project / Treasury	0	0	0	0	150000	600000
Project		702 Adding a floor to Justice Palace building / Zarqa governorate						
Fund Source		102001 Capital (Treasury)						
Group	item	Description	Actual 2017	Estimated 2018	Re-estimated 2018	Estimated 2019	Indicative 2020	Indicative 2021
31		Non-financial Assets						
3111		Buildings and Constructions						
	508	Works and Constructions						
	014	Buildings extensions	0	0	0	300000	100000	0
		Total of Item	0	0	0	300000	100000	0
		Total of Project / Treasury	0	0	0	300000	100000	0
Project		703 Justice Palace engineering / Karak governorate						
Fund Source		102001 Capital (Treasury)						
Group	item	Description	Actual 2017	Estimated 2018	Re-estimated 2018	Estimated 2019	Indicative 2020	Indicative 2021
22		Use of Goods and Services						
2211		Use of Goods and Services						
	510	Buildings and facilities repair and maintenance						
	009	Buildings repair and renovation	0	0	0	45000	0	0
		Total of Item	0	0	0	45000	0	0
		Total of Project / Treasury	0	0	0	45000	0	0

Capital Expenditures According to Program and Projects for the Years 2017 - 2021

Chapter : 1101 Ministry of Justice

(In JDs)

Program 1815 Justice Environment Improvement and Continuous Modernization								
Project		704 Establishing courts in Maan governorate						
Fund Source		102001 Capital (Treasury)						
Group	item	Description	Actual 2017	Estimated 2018	Re-estimated 2018	Estimated 2019	Indicative 2020	Indicative 2021
31		Non-financial Assets						
3111		Buildings and Constructions						
	508	Works and Constructions						
	013	Buildings construction	0	0	0	400000	600000	500000
		Total of Item	0	0	0	400000	600000	500000
		Total of Project / Treasury	0	0	0	400000	600000	500000
		Total of Program	3749952	5459400	5459400	7095000	9890000	10025000

Capital Expenditures According to Program and Projects for the Years 2017 - 2021

Chapter : 1101 Ministry of Justice

(In JDs)

Program 1820 Criminal Justice and development of legislation								
Project		001 Legal Assistance						
Fund Source		102001 Capital (Treasury)						
Group	item	Description	Actual 2017	Estimated 2018	Re-estimated 2018	Estimated 2019	Indicative 2020	Indicative 2021
22		Use of Goods and Services						
2211		Use of Goods and Services						
	512	Operating and Sustaining Expenditures						
	025	Cases and compensations fees	150000	250000	250000	250000	250000	250000
Total of Item			150000	250000	250000	250000	250000	250000
Total of Project / Treasury			150000	250000	250000	250000	250000	250000
Project		002 Reform justice for juveniles						
Fund Source		102001 Capital (Treasury)						
Group	item	Description	Actual 2017	Estimated 2018	Re-estimated 2018	Estimated 2019	Indicative 2020	Indicative 2021
28		Other Expenditures						
2822		Other Capital Expenditures						
	504	Studies, Research and Consultations						
	013	Legal consultations	0	10000	10000	10000	10000	10000
	036	Various studies	10000	0	0	0	0	0
Total of Item			10000	10000	10000	10000	10000	10000
Total of Project / Treasury			10000	10000	10000	10000	10000	10000
Project		003 Alternative punishments						
Fund Source		102001 Capital (Treasury)						
Group	item	Description	Actual 2017	Estimated 2018	Re-estimated 2018	Estimated 2019	Indicative 2020	Indicative 2021
28		Other Expenditures						
2822		Other Capital Expenditures						
	504	Studies, Research and Consultations						
	013	Legal consultations	0	10000	10000	10000	0	0
	036	Various studies	10000	0	0	0	10000	10000
Total of Item			10000	10000	10000	10000	10000	10000
Total of Project / Treasury			10000	10000	10000	10000	10000	10000
Project		004 Developing and updating legislation						
Fund Source		102001 Capital (Treasury)						
Group	item	Description	Actual 2017	Estimated 2018	Re-estimated 2018	Estimated 2019	Indicative 2020	Indicative 2021
28		Other Expenditures						
2822		Other Capital Expenditures						
	504	Studies, Research and Consultations						
	013	Legal consultations	10000	10000	10000	10000	10000	10000
Total of Item			10000	10000	10000	10000	10000	10000
Total of Project / Treasury			10000	10000	10000	10000	10000	10000
Project		005 Equipping the infrastructures of juveniles' courts						
Fund Source		102001 Capital (Treasury)						
Group	item	Description	Actual 2017	Estimated 2018	Re-estimated 2018	Estimated 2019	Indicative 2020	Indicative 2021
31		Non-financial Assets						
3112		Devices, Machinery and Equipment						
	505	Equipment, Machines and Devices						
	023	Electrical devices and equipment	9967	10000	10000	10000	10000	10000
Total of Item			9967	10000	10000	10000	10000	10000
Total of Project / Treasury			9967	10000	10000	10000	10000	10000

Capital Expenditures According to Program and Projects for the Years 2017 - 2021

Chapter : 1101 Ministry of Justice

(In JDs)

Program 1820 Criminal Justice and development of legislation								
Project		006 Empowering women to ensure equal opportunity and justice						
Fund Source		102001 Capital (Treasury)						
Group	item	Description	Actual 2017	Estimated 2018	Re-estimated 2018	Estimated 2019	Indicative 2020	Indicative 2021
28		Other Expenditures						
2822		Other Capital Expenditures						
	504	Studies, Research and Consultations						
	013	Legal consultations	0	10000	10000	10000	10000	10000
	036	Various studies	7067	0	0	0	0	0
		Total of Item	7067	10000	10000	10000	10000	10000
		Total of Project / Treasury	7067	10000	10000	10000	10000	10000
Project		007 Enhancing right of persons with disabilities in legal remedy						
Fund Source		102001 Capital (Treasury)						
Group	item	Description	Actual 2017	Estimated 2018	Re-estimated 2018	Estimated 2019	Indicative 2020	Indicative 2021
22		Use of Goods and Services						
2211		Use of Goods and Services						
	510	Buildings and facilities repair and maintenance						
	009	Buildings repair and renovation	0	10000	10000	10000	10000	10000
		Total of Item	0	10000	10000	10000	10000	10000
28		Other Expenditures						
2822		Other Capital Expenditures						
	504	Studies, Research and Consultations						
	036	Various studies	3674	0	0	0	0	0
		Total of Item	3674	0	0	0	0	0
		Total of Project / Treasury	3674	10000	10000	10000	10000	10000
Project		008 Disseminating the legal awareness						
Fund Source		102001 Capital (Treasury)						
Group	item	Description	Actual 2017	Estimated 2018	Re-estimated 2018	Estimated 2019	Indicative 2020	Indicative 2021
22		Use of Goods and Services						
2211		Use of Goods and Services						
	512	Operating and Sustaining Expenditures						
	017	Promotion, advertising and awareness	3442	10000	10000	10000	10000	10000
		Total of Item	3442	10000	10000	10000	10000	10000
		Total of Project / Treasury	3442	10000	10000	10000	10000	10000
Project		010 Equipping mediation rooms in courts						
Fund Source		102001 Capital (Treasury)						
Group	item	Description	Actual 2017	Estimated 2018	Re-estimated 2018	Estimated 2019	Indicative 2020	Indicative 2021
31		Non-financial Assets						
3113		Other Fixed Assets						
	511	Equipping and furnishing						
	009	Office supplies and furniture	0	0	0	25000	25000	25000
		Total of Item	0	0	0	25000	25000	25000
		Total of Project / Treasury	0	0	0	25000	25000	25000

Capital Expenditures According to Program and Projects for the Years 2017 - 2021

Chapter : 1101 Ministry of Justice

(In JDs)

Program 1820 Criminal Justice and development of legislation								
Project		011 Minimize number of cases in courts						
Fund Source		102001 Capital (Treasury)						
Group	item	Description	Actual 2017	Estimated 2018	Re-estimated 2018	Estimated 2019	Indicative 2020	Indicative 2021
28		Other Expenditures						
2822		Other Capital Expenditures						
	504	Studies, Research and Consultations						
	013	Legal consultations	0	0	0	25000	25000	25000
		Total of Item	0	0	0	25000	25000	25000
		Total of Project / Treasury	0	0	0	25000	25000	25000
		Total of Program	204150	320000	320000	370000	370000	370000
		Total of Chapter	10745948	6680000	6680000	8220000	10975000	11125000