

Chapter : 0901 Jordan Royal Geographic Center

Creation: The Royal Jordanian Geographic Center was established in 1975 under Law No. (18) for the year 1986.

Vision : Excellence and Pioneering in geospatial and space sciences regionally and internationally .

Mission: Excellence in providing geospatial maps and data to realize the sustainable development and defence purposes, training and habilitation and disseminating knowledge for stakeholders.

Legal Framework : Law No. (18) for the year 1986

Tasks of the Ministry / Department:

- Establish and sustain the geodesic network and all high degrees triangles points to the third degree which cover the Kingdom of Jordan with all its implementation phases.
- Provide the necessary information for Lands and Survey Department to assist it in preparing cadastral maps (detailed for real estates and properties).
- Make topographic maps of various scales for defense and development requirements.
- Make specialized maps for all ministries and government departments and institutions.
- Sustain and review various maps.
- Provide the ministries and government departments with required survey information in order to perform their projects.
- Conduct aerial photography according to the required scales for all ministries and government departments and institutions.
- Provide advice to the ministries and institutions in all what is related to training of technicians and supply and use machines and equipment in all affairs related to survey and maps production.
- Keep up with the modern developments in the field of mapping industry such as remote sensing and digital maps and establish an integrated system of geographic information for serving national, defense, and developmental purposes.

Ministry/Department Contribution to the Achievement of the National Objectives:

- Create attractive investment environment capable of attracting foreign funds and encourage domestic investments.
- Reduce the poverty and unemployment levels and build an effective social protection system.
- Build a creative and innovative generation with high productivity

Major Issues and Challenges which face the Ministry / Department:

- Information security and leakage prevention
- Obvious difference in incentives and privileges for employees of the same specializations compared to their counterparts in some other ministries (Ministry of Public Works, Lands and Survey Department etc...).
- Inability to keep up pace with modern and accelerated techniques in the field of software, geospatial devices and IT due to the limited budget of the Geographic Center and inability to participate in qualifying and training technicians in the Center.
- Encroachment upon the role of Jordanian Royal Geographic Center by several agencies.
- Difficulty of compensating specialized technical competences in the field of survey sciences due to their dropout

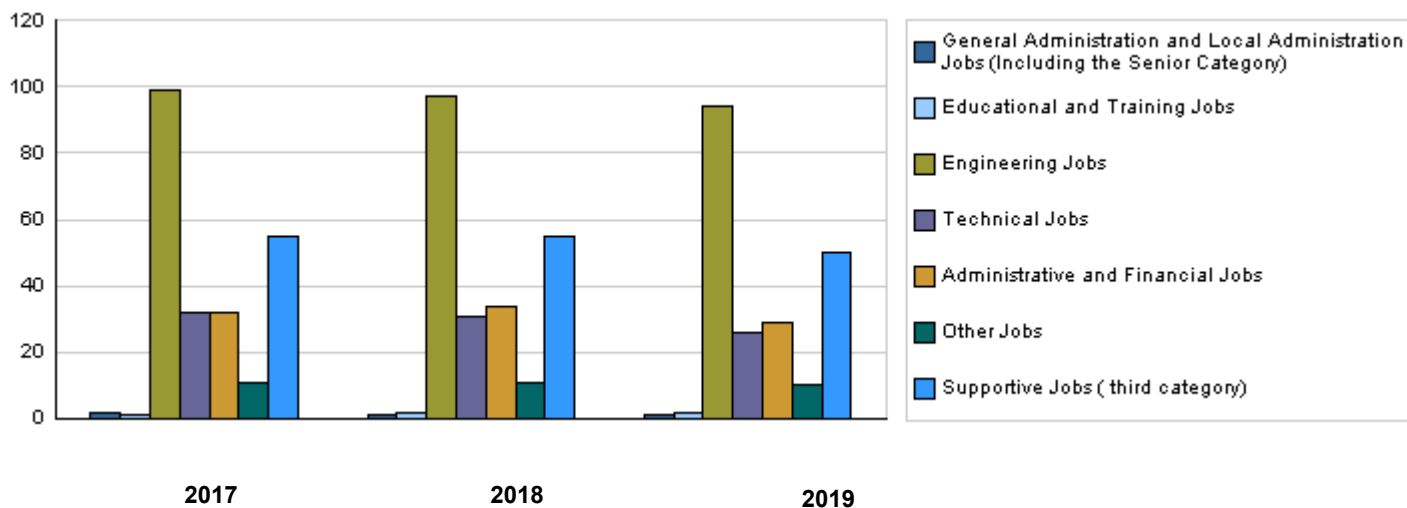
CHAPTER : 0901 Jordan Royal Geographic Center

Strategic Objectives and Performance Indicators of the Ministry / Department

Strategic Objective	Performance Indicator	Base year	Value	Actual Value	Target Value	Preliminary Self Evaluation	Target Value		
				2017	2018	2018	2019	2020	2021
1 - To produce, sustain and provide geospatial data, atlases and maps of all types.	1 Number of maps and atlases produced annually and commercial and promotional publications	2007	50000	43345	50000	45076	50000	50000	50000
2 - To produce, sustain and provide modified aerial photos for defence and developmental purposes in accordance with the best modern techniques	1 Aerial and space photos modified produced annually KM2	2014	2000	2581	4000	4276	2000	2000	2000
3 - Training and qualification in the field of geospatial and space sciences on the local and regional levels.	1 Number of training courses held during the year	2007	20	40	40	46	50	50	50
	2 Number of trainees in the Center	2007	90	195	300	353	500	500	500
	3 Number of students accepted in the College	2015	100	30	20	11	15	20	25
4 - To build geospatial database on the national level	1 Number of maps and data added to the geospatial portal among government departments and institutions	2015	200	229	200	229	300	300	300

Number of Staff of the Ministry / Department

Group	Job	2017			2018			Preliminary 2019		
		Male	Female	Total	Male	Female	Total	Male	Female	Total
General Administration and Local Administration Jobs (Including the Senior Category)	Director General, Deputy Director General	2	0	2	1	0	1	1	0	1
Educational and Training Jobs	Educational jobs	1	0	1	1	1	2	1	1	2
Engineering Jobs	Director, Head of Section, Engineer, Technician	55	44	99	56	41	97	54	40	94
Technical Jobs	Director, Head of Section, Technician	23	9	32	23	8	31	18	8	26
Administrative and Financial Jobs	Head of Section, Administrative Officer, Accountant	24	8	32	25	9	34	20	9	29
Other Jobs	Translator, Researcher	7	4	11	7	4	11	7	3	10
Supportive Jobs (third category)	Office Boy, Driver, Dispatcher, Typist	52	3	55	51	4	55	46	4	50
Total		164	68	232	164	67	231	147	65	212
Total Cost of Salaries		952131	394786	1346917	1037247	423753	1461000	1230778	544222	1775000



Key Information of the Ministry / Department

No.	Description	2015	2016	2017	2018	2019
1	Number of maps and atlases produced annually	71189	207887	190361	45076	10000
2	Aerial and space photos modified and produced annually km2	34452	9175	6406	4276	2000
3	Vital covered area by aerial photography of the kingdom area from the year of 2007 km2	54746	63921	7327	50415	60000

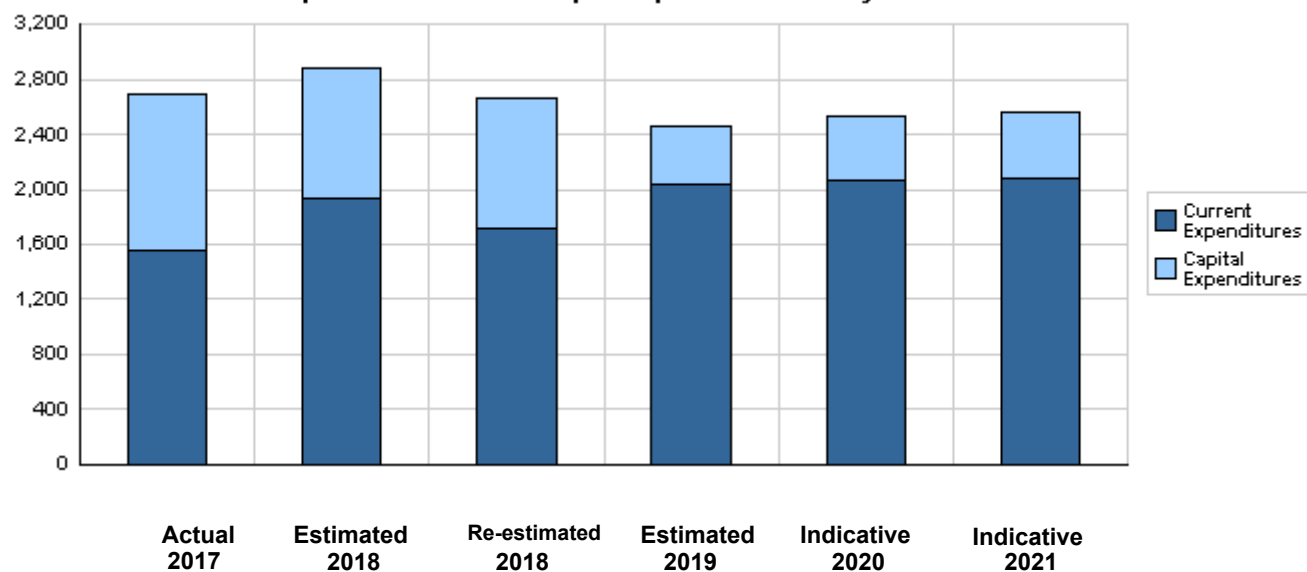
**Overall Summary of Expenditures for Chapter 0901- Jordan Royal Geographic Center
for the Years 2017 - 2021**

(In JDs)

Description		Actual 2017	Estimated 2018	Re-estimated 2018	Estimated 2019	Indicative 2020 2021	
Group	Current Expenditures						
2111	Salaries, Wages and Allowances	1,236,639	1,542,000	1,325,000	1,575,000	1,596,000	1,617,000
2121	Social Security Contributions	110,278	136,000	136,000	200,000	203,000	206,000
2211	Use of Goods and Services	159,967	180,000	176,000	180,000	180,000	180,000
2821	Other Current Expenditures	53,000	80,000	80,000	80,000	80,000	80,000
Total current expenditures		1,559,884	1,938,000	1,717,000	2,035,000	2,059,000	2,083,000
Capital Expenditures							
2111	Salaries, Wages and Allowances	109,498	0	0	0	0	0
2211	Use of Goods and Services	212,842	326,500	326,500	292,500	322,500	322,500
2822	Other Capital Expenditures	38,252	32,500	32,500	32,000	32,000	32,000
3111	Buildings and Constructions	658,386	390,000	390,000	0	0	0
3112	Devices, Machinery and Equipment	88,027	170,500	170,500	73,500	78,500	78,500
3122	Inventories	17,132	25,500	25,500	32,000	42,000	42,000
Total capital expenditures		1,124,137	945,000	945,000	430,000	475,000	475,000
Treasury		1,124,137	945,000	945,000	430,000	475,000	475,000
Total current and capital expenditures		2,684,021	2,883,000	2,662,000	2,465,000	2,534,000	2,558,000

(Thousands of JDs)

Graph of the current and capital expenditures for the years 2017 - 2021

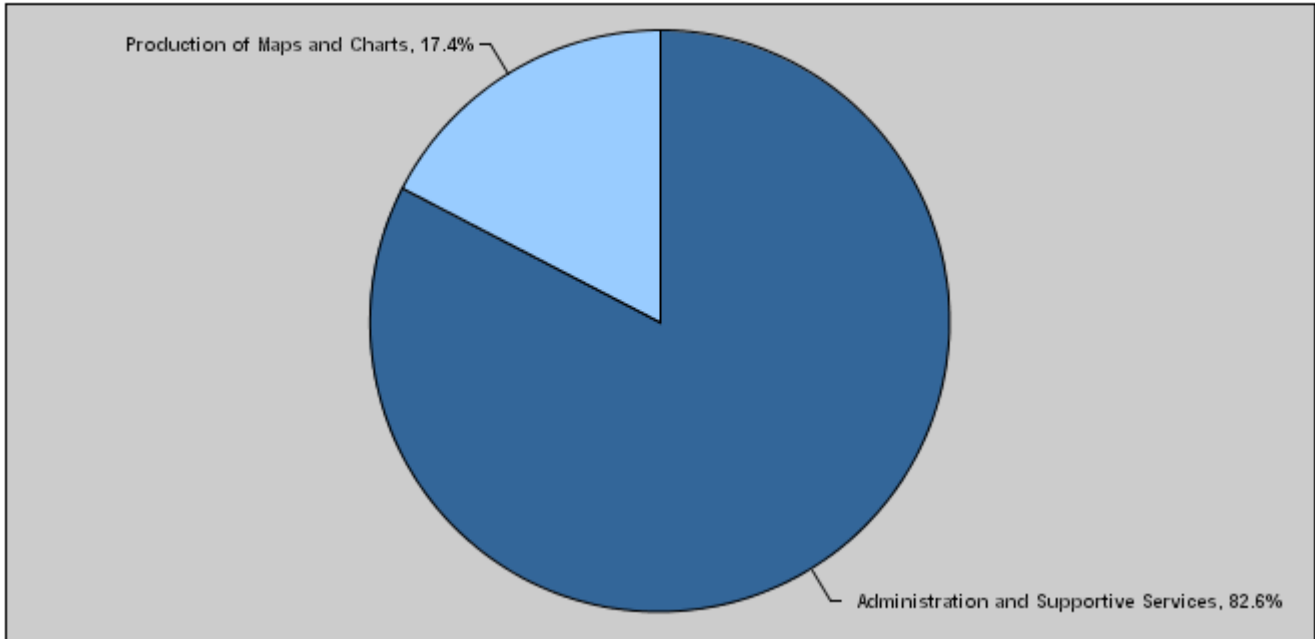


**Budget of Chapter 0901 - Jordan Royal Geographic Center
For the Year 2019 Distributed According to Program**

(In JDs)

Prog.	Description	Current Expenditures	Capital Expenditures	Total Expenditures
1301	Administration and Supportive Services	2,035,000	0	2,035,000
1305	Production of Maps and Charts	0	430,000	430,000
	Total	2,035,000	430,000	2,465,000

Total Expenditures for the Year 2019 Distributed According to Programs



Estimated Allocations for Females distributed according to Programs for the Years 2017 - 2021

Program	2017	2018	2019	2020	2021
1301 Administration and Supportive Services	449000	423690	497000	525000	550000
Total	449000	423690	497000	525000	550000

Budget Chapter 0901 - Jordan Royal Geographic Center Distributed According to the Program

1301	Administration and Supportive Services Program
-------------	---

Objective of the program :

This program aims at providing administrative, financial and logistic support to realize strategic objectives for productive and training projects, provide machines and equipment and maintain buildings.

The strategic objective related to the program :

Training and qualifying in the field of geospatial and space sciences on local and regional level.

Directorates associated with the program :

- 1- Public Administration
- 2- Administrative and Financial Affairs
- 3- Technical Services
- 4- Internal Control Unit

Services provided by the program :

- 1- Perform the tasks of expenses disbursement and revenues collection according to the Center's budget.
- 2- Provide the suitable productive environment for technical and administrative employees.
- 3- Train and qualify employees.
- 4- Provide supportive and administrative services to fulfill works.
- 5- Provide various and supportive administrative services for the purposes of businesses achievement.
- 6- Prepare for scientific conferences and workshops and receive delegates from inside and outside the Kingdom.
- 7- Study and follow up the productive projects and study agreements.

Staff working in the program :

The program is implemented through a functional staff in 2018 estimated with (231) staff, including (164) males and (67) females .

Performance Measurement Indicators for Program

	Performance Measurement Indicator	Base Year	Value	Actual value	Target Value	Preliminary Self Evaluation	Target Value		
				2017	2018		2018	2019	2020
				1	Number of training courses held during the year	2007	20	40	40
2	Number of trainees in the Center	2007	90	195	300	353	500	500	500
3	Number of students accepted in the college	2015	100	30	20	11	15	20	25

Appropriations Of Administration and Supportive Services Program as Per Activities and Projects. (In JDs)

Activities and Projects	Actual	Estimated	Re-estimated	Estimated	Indicative	
	2017	2018	2018	2019	2020	2021
Current Expenditures	1,559,884	1,938,000	1,717,000	2,035,000	2,059,000	2,083,000
601 Administrative and Support Services	833,253	967,000	867,000	973,000	983,500	995,000
602 Geographic surveys and maps production	726,631	971,000	850,000	1,062,000	1,075,500	1,088,000
Capital Expenditures	0	0	0	0	0	0
Program / Treasury	0	0	0	0	0	0
Total Program	1,559,884	1,938,000	1,717,000	2,035,000	2,059,000	2,083,000

Budget Chapter 0901 - Jordan Royal Geographic Center Distributed According to the Program

1305	Production of Maps and Charts Program
Objective of the program :	
Build the technical and knowledge base for a Jordanian space agency to provide information and images necessary for planning, sustainable development and defense purposes.	
The strategic objective related to the program :	
1- To produce, maintain and provide geospatial data, maps and atlases of all types. 2- To produce, maintain and provide aerial images modified for defence and development purposes according to the best modern techniques. 3- To build geospatial database on the national level.	
Directorates associated with the program :	
1- Public Administration 2- Modern Applications Directorate 3- Production Directorate 5- Planning Directorate	
Services provided by the program :	
1- Produce all kinds of modified aerial maps, sketches and photos with high quality and accuracy. 2- Qualify and train the technical cadres in the various survey majors, GIS and remote sensing. 3- Conduct all field works related to borders such as identifying and determining points between the Kingdom and neighboring countries and maintain border pillars continuously. 4- Study and follow up productive projects and study agreements.	
Staff working in the program :	
This program is implemented through the staff of the Center.	

Performance Measurement Indicators for Program

Performance Measurement Indicator	Base Year	Value	Actual value	Target Value	Preliminary Self Evaluation	Target Value		
			2017	2018		2018	2019	2020
1 Number of annually produced atlases, maps, and commercial and promotional publications	2007	50000	43345	50000	45076	50000	50000	50000

Appropriations Of Production of Maps and Charts Program as Per Activities and Projects.

(In JDs)

Activities and Projects	Actual	Estimated	Re-estimated	Estimated	Indicative	
	2017	2018	2018	2019	2020	2021
Current Expenditures	0	0	0	0	0	0
Capital Expenditures	1,124,137	945,000	945,000	430,000	475,000	475,000
001 Production of Maps and Charts Program Administration Project	158,582	140,000	140,000	150,000	150,000	150,000
002 Demarcation and maintenance of the borders	60,853	50,000	50,000	50,000	50,000	50,000
003 National Geographic Information System	18,933	20,000	20,000	20,000	20,000	20,000
004 UN regional center for Space Science and Technology Education for Western Asia	815,388	570,000	570,000	0	0	0
006 Arabic Division of Experts in Geographic Names	0	35,000	35,000	50,000	75,000	75,000
010 Electronic Portal Project	34,174	60,000	60,000	60,000	80,000	80,000
011 Royal Jordanian Geographic Center College for Surveying Sciences Project	36,207	70,000	70,000	100,000	100,000	100,000
Program / Treasury	1,124,137	945,000	945,000	430,000	475,000	475,000
Total Program	1,124,137	945,000	945,000	430,000	475,000	475,000

Chapter : 0901 Jordan Royal Geographic Center

(In JDs)

Current Activities Appropriations According to Program								
Prog.	Activites		Actual	Estimated	Re-estimated	Estimated	Indicative	Indicative
			2017	2018	2018	2019	2020	2021
1301	601	Administrative and Support Services	833253	967000	867000	973000	983500	995000
	602	Geographic surveys and maps production	726631	971000	850000	1062000	1075500	1088000
	Total of Program		1559884	1938000	1717000	2035000	2059000	2083000
Total			1559884	1938000	1717000	2035000	2059000	2083000

Capital Projects Appropriations According to Program								
Prog.	Projects		Actual	Estimated	Re-estimated	Estimated	Indicative	Indicative
			2017	2018	2018	2019	2020	2021
1305	001	Production of Maps and Charts Program Administration Project	158582	140000	140000	150000	150000	150000
	002	Demarcation and maintenance of the borders	60853	50000	50000	50000	50000	50000
	003	National Geographic Information System	18933	20000	20000	20000	20000	20000
	004	UN regional center for Space Science and Technology Education for Western Asia	815388	570000	570000	0	0	0
	006	Arabic Division of Experts in Geographic Names	0	35000	35000	50000	75000	75000
	010	Electronic Portal Project	34174	60000	60000	60000	80000	80000
	011	Royal Jordanian Geographic Center College for Surveying Sciences Project	36207	70000	70000	100000	100000	100000
	Total of Program		1124137	945000	945000	430000	475000	475000
Total			1124137	945000	945000	430000	475000	475000

Overall Summary of Current Expenditures for the Years 2017 - 2021

Chapter: 0901 Jordan Royal Geographic Center

(In JDs)

Group	Item	Description	Actual 2017	Estimated 2018	Re-estimated 2018	Estimated 2019	Indicative 2020	Indicative 2021
21		Compensations of Employees						
2111		Salaries, Wages and Allowances						
	101	Classified Employees	50270	55000	40000	40000	40500	41000
	102	Unclassified Employees	300707	348000	293000	310000	316000	320000
	103	Comprehensive Contract Employees	85930	179000	87000	306000	307000	308000
	105	Personal Cost of Living Allowance	282651	330000	314000	310000	314000	319000
	106	Family Cost of Living Allowance	26354	30000	28000	29000	30500	32000
	110	Overtime Allowance	18721	25000	25000	25000	25000	25000
	111	Additional Allowance	220312	280000	247000	244000	248000	253000
	113	Transportation Allowance	12715	20000	18000	20000	20000	20000
	114	Transport Allowance	35270	44000	42000	44000	44000	44000
	115	Field Visit Allowance	0	2000	2000	2000	2000	2000
	116	Employees' Bonuses	149999	150000	150000	150000	150000	150000
	120	Contract Employees	53710	79000	79000	95000	99000	103000
Total			1236639	1542000	1325000	1575000	1596000	1617000
2121		Social Security Contributions						
	301	Social Security	110278	136000	136000	200000	203000	206000
Total			110278	136000	136000	200000	203000	206000
22		Use of Goods and Services						
2211		Use of Goods and Services						
	202	Telecommunications Services	4969	5000	5000	5000	5000	5000
	203	Water	4647	6000	6000	6000	6000	6000
	204	Electricity	43900	45000	45000	45000	45000	45000
	205	Fuels	23408	34000	30000	35000	35000	35000
	206	Maintenance of Machines, furniture and accessories	2021	3000	3000	3000	3000	3000
	207	Maintenance of vehicles, equipment and accessories	5694	6000	6000	5000	5000	5000
	208	Repair and maintenance of buildings and accessories	2953	3000	3000	3000	3000	3000
	209	Stationery, Publications and Office Supplies	3029	3000	3000	3000	3000	3000
	210	Substances and raw materials (medicines, clothes, food, films, etc..)	2075	3000	3000	3000	3000	3000
	211	Cleaning services and supplies including cleaning contracts	47988	48000	48000	48000	48000	48000
	212	Insurance	11933	16000	16000	16000	16000	16000
	213	Official Travel Missions	1488	2000	2000	2000	2000	2000
	214	Goods and services expenses	5862	6000	6000	6000	6000	6000
Total			159967	180000	176000	180000	180000	180000
28		Other Expenditures						
2821		Other Current Expenditures						
	303	Scientific scholarships and training courses	1200	5000	5000	5000	5000	5000
	305	Non-Employees' Bonuses	51800	75000	75000	75000	75000	75000
Total			53000	80000	80000	80000	80000	80000
Total of Chapter			1559884	1938000	1717000	2035000	2059000	2083000

Program : 1301 - Administration and Support Services								
Activity : 601 - Administrative and Support Services								
Group	Item	Description	Actual 2017	Estimated 2018	Re-estimated 2018	Estimated 2019	Indicative 2020	Indicative 2021
21		Compensations of Employees						
2111		Salaries, Wages and Allowances						
	101	Classified Employees	31543	30000	25000	30000	30000	30000
	102	Unclassified Employees	190004	230000	184000	190000	194000	196000
	105	Personal Cost of Living Allowance	149923	170000	154000	160000	162000	165000
	106	Family Cost of Living Allowance	16195	17000	15000	17000	17500	18000
	110	Overtime Allowance	14176	17000	17000	16000	16000	16000
	111	Additional Allowance	100863	120000	97000	112000	114000	116000
	113	Transportation Allowance	7080	12000	10000	12000	12000	12000
	114	Transport Allowance	17302	20000	18000	20000	20000	20000
	115	Field Visit Allowance	0	1000	1000	1000	1000	1000
	116	Employees' Bonuses	70000	70000	70000	70000	70000	70000
	120	Contract Employees	0	0	0	25000	26000	28000
		Total	597086	687000	591000	653000	662500	672000
2121		Social Security Contributions						
	301	Social Security	50000	60000	60000	100000	101000	103000
		Total	50000	60000	60000	100000	101000	103000
22		Use of Goods and Services						
2211		Use of Goods and Services						
	202	Telecommunications Services	4969	5000	5000	5000	5000	5000
	203	Water	4647	6000	6000	6000	6000	6000
	204	Electricity	43900	45000	45000	45000	45000	45000
	205	Fuels	23408	34000	30000	35000	35000	35000
	001	Heating	13470	15000	11000	15000	15000	15000
	002	Saloon vehicles	9938	19000	19000	20000	20000	20000
	206	Maintenance of Machines, furniture and accessories	2021	3000	3000	3000	3000	3000
	207	Maintenance of vehicles, equipment and accessories	5694	6000	6000	5000	5000	5000
	208	Repair and maintenance of buildings and accessories	2953	3000	3000	3000	3000	3000
	209	Stationery, Publications and Office Supplies	3029	3000	3000	3000	3000	3000
	210	Substances and raw materials (medicines, clothes, food, films, etc..)	2075	3000	3000	3000	3000	3000
	211	Cleaning services and supplies including cleaning contracts	47988	48000	48000	48000	48000	48000
	212	Insurance	11933	16000	16000	16000	16000	16000
	213	Official Travel Missions	1488	2000	2000	2000	2000	2000
	214	Goods and services expenses	5862	6000	6000	6000	6000	6000
	000	Goods and services expenses	5862	6000	6000	0	0	0
	001	Events and hospitality	0	0	0	4000	4000	4000
	121	Administrative expenses	0	0	0	2000	2000	2000
		Total	159967	180000	176000	180000	180000	180000
28		Other Expenditures						
2821		Other Current Expenditures						
	303	Scientific scholarships and training courses	1200	5000	5000	5000	5000	5000
	305	Non-Employees' Bonuses	25000	35000	35000	35000	35000	35000
		Total	26200	40000	40000	40000	40000	40000
		Total of Activity	833253	967000	867000	973000	983500	995000

Current Expenditures According to Program and Activities for the Years 2017 - 2021

Chapter : 0901 - Jordan Royal Geographic Center

(In JDs)

Program : 1301 - Administration and Support Services								
Activity : 602 - Geographic surveys and maps production								
Group	Item	Description	Actual 2017	Estimated 2018	Re-estimated 2018	Estimated 2019	Indicative 2020	Indicative 2021
21		Compensations of Employees						
2111		Salaries, Wages and Allowances						
	101	Classified Employees	18727	25000	15000	10000	10500	11000
	102	Unclassified Employees	110703	118000	109000	120000	122000	124000
	103	Comprehensive Contract Employees	85930	179000	87000	306000	307000	308000
	105	Personal Cost of Living Allowance	132728	160000	160000	150000	152000	154000
	106	Family Cost of Living Allowance	10159	13000	13000	12000	13000	14000
	110	Overtime Allowance	4545	8000	8000	9000	9000	9000
	111	Additional Allowance	119449	160000	150000	132000	134000	137000
	113	Transportation Allowance	5635	8000	8000	8000	8000	8000
	114	Transport Allowance	17968	24000	24000	24000	24000	24000
	115	Field Visit Allowance	0	1000	1000	1000	1000	1000
	116	Employees' Bonuses	79999	80000	80000	80000	80000	80000
	120	Contract Employees	53710	79000	79000	70000	73000	75000
		Total	639553	855000	734000	922000	933500	945000
2121		Social Security Contributions						
	301	Social Security	60278	76000	76000	100000	102000	103000
		Total	60278	76000	76000	100000	102000	103000
28		Other Expenditures						
2821		Other Current Expenditures						
	305	Non-Employees' Bonuses	26800	40000	40000	40000	40000	40000
		Total	26800	40000	40000	40000	40000	40000
		Total of Activity	726631	971000	850000	1062000	1075500	1088000
		Total of Program	1559884	1938000	1717000	2035000	2059000	2083000
		Total of Chapter	1559884	1938000	1717000	2035000	2059000	2083000

Overall Summary of Capital Expenditures for the Years 2017 - 2021

Chapter : 0901 Jordan Royal Geographic Center

(In JDs)

Group	Item	Description	Actual 2017	Estimated 2018	Re-estimated 2018	Estimated 2019	Indicative 2020	Indicative 2021
		Expenditures						
21		Compensations of Employees						
2111		Salaries, Wages and Allowances						
	501	Salaries	109498	0	0	0	0	0
Total			109498	0	0	0	0	0
22		Use of Goods and Services						
2211		Use of Goods and Services						
	510	Buildings and facilities repair and maintenance	17271	25000	25000	15000	15000	15000
	512	Operating and Sustaining Expenditures	195571	301500	301500	277500	307500	307500
Total			212842	326500	326500	292500	322500	322500
28		Other Expenditures						
2822		Other Capital Expenditures						
	504	Studies, Research and Consultations	38252	32500	32500	32000	32000	32000
Total			38252	32500	32500	32000	32000	32000
		Fixed Assets						
31		Non-financial Assets						
3111		Buildings and Constructions						
	508	Works and Constructions	658386	390000	390000	0	0	0
Total			658386	390000	390000	0	0	0
3112		Devices, Machinery and Equipment						
	505	Equipment, Machines and Devices	88027	170500	170500	73500	78500	78500
Total			88027	170500	170500	73500	78500	78500
3122		Inventories						
	503	Materials and supplies	17132	25500	25500	32000	42000	42000
Total			17132	25500	25500	32000	42000	42000
Total of Chapter			1124137	945000	945000	430000	475000	475000

Capital Expenditures According to Program and Projects for the Years 2017 - 2021

Chapter : 0901 Jordan Royal Geographic Center

(In JDs)

Program 1305 Production of Maps and Charts								
Project		001 Production of Maps and Charts Program Administration Project						
Fund Source		102001 Capital (Treasury)						
Group	Item	Description	Actual 2017	Estimated 2018	Re-estimated 2018	Estimated 2019	Indicative 2020	Indicative 2021
21		Compensations of Employees						
2111		Salaries, Wages and Allowances						
	501	Salaries						
	004	Bonuses	19500	0	0	0	0	0
		Total of Item	19500	0	0	0	0	0
22		Use of Goods and Services						
2211		Use of Goods and Services						
	510	Buildings and facilities repair and maintenance						
	008	Buildings and facilities maintenance	14971	15000	15000	15000	15000	15000
		Total of Item	14971	15000	15000	15000	15000	15000
	512	Operating and Sustaining Expenditures						
	001	Rents	2800	0	0	0	0	0
	002	Telephone, fax and post	287	0	0	0	0	0
	004	Electricity	500	0	0	0	0	0
	006	Devices, tools and equipment maintenance	5675	8000	8000	8000	8000	8000
	011	Capacity building expenses	9946	20000	20000	30000	30000	30000
	014	Archiving and documentation	0	10000	10000	5000	5000	5000
	015	Operating systems and software	4970	5000	5000	5000	5000	5000
	035	Technical and administrative support	19667	16000	16000	25000	25000	25000
	070	Stationery and publications	484	0	0	0	0	0
		Total of Item	44329	59000	59000	73000	73000	73000
28		Other Expenditures						
2822		Other Capital Expenditures						
	504	Studies, Research and Consultations						
	007	Institutional work development studies	0	11500	11500	0	0	0
	036	Various studies	25959	0	0	12000	12000	12000
		Total of Item	25959	11500	11500	12000	12000	12000
31		Non-financial Assets						
3112		Devices, Machinery and Equipment						
	505	Equipment, Machines and Devices						
	001	Computers and accessories	10886	11000	11000	10000	10000	10000
	003	Office supplies and equipment	4830	5000	5000	10000	10000	10000
	055	Technical devices	30000	30000	30000	20000	20000	20000
		Total of Item	45716	46000	46000	40000	40000	40000
3122		Inventories						
	503	Materials and supplies						
	001	Computer supplies and accessories	3738	4000	4000	5000	5000	5000
	020	Office supplies	4369	4500	4500	5000	5000	5000
		Total of Item	8107	8500	8500	10000	10000	10000
		Total of Project / Treasury	158582	140000	140000	150000	150000	150000

Capital Expenditures According to Program and Projects for the Years 2017 - 2021

Chapter : 0901 Jordan Royal Geographic Center

(In JDs)

Program 1305 Production of Maps and Charts								
Project		002 Demarcation and maintenance of the borders						
Fund Source		102001 Capital (Treasury)						
Group	Item	Description	Actual 2017	Estimated 2018	Re-estimated 2018	Estimated 2019	Indicative 2020	Indicative 2021
21		Compensations of Employees						
2111		Salaries, Wages and Allowances						
	501	Salaries						
	004	Bonuses	14999	0	0	0	0	0
		Total of Item	14999	0	0	0	0	0
22		Use of Goods and Services						
2211		Use of Goods and Services						
	512	Operating and Sustaining Expenditures						
	004	Electricity	19996	0	0	0	0	0
	005	Fuels	9370	0	0	0	0	0
	007	Vehicles and equipment maintenance	11488	10000	10000	8000	8000	8000
	011	Capacity building expenses	0	15000	15000	17000	17000	17000
	035	Technical and administrative support	5000	25000	25000	25000	25000	25000
		Total of Item	45854	50000	50000	50000	50000	50000
		Total of Project / Treasury	60853	50000	50000	50000	50000	50000
Project		003 National Geographic Information System						
Fund Source		102001 Capital (Treasury)						
Group	Item	Description	Actual 2017	Estimated 2018	Re-estimated 2018	Estimated 2019	Indicative 2020	Indicative 2021
21		Compensations of Employees						
2111		Salaries, Wages and Allowances						
	501	Salaries						
	004	Bonuses	5000	0	0	0	0	0
		Total of Item	5000	0	0	0	0	0
22		Use of Goods and Services						
2211		Use of Goods and Services						
	512	Operating and Sustaining Expenditures						
	008	Qualifying and training expenses	900	1000	1000	1000	1000	1000
	011	Capacity building expenses	0	5000	5000	5000	5000	5000
	015	Operating systems and software	1653	2500	2500	2500	2500	2500
	035	Technical and administrative support	984	1000	1000	1000	1000	1000
		Total of Item	3537	9500	9500	9500	9500	9500
28		Other Expenditures						
2822		Other Capital Expenditures						
	504	Studies, Research and Consultations						
	007	Institutional work development studies	0	5000	5000	0	0	0
	036	Various studies	4955	0	0	5000	5000	5000
		Total of Item	4955	5000	5000	5000	5000	5000
31		Non-financial Assets						
3112		Devices, Machinery and Equipment						
	505	Equipment, Machines and Devices						
	001	Computers and accessories	3500	3500	3500	3500	3500	3500
		Total of Item	3500	3500	3500	3500	3500	3500
3122		Inventories						
	503	Materials and supplies						
	020	Office supplies	1941	2000	2000	2000	2000	2000
		Total of Item	1941	2000	2000	2000	2000	2000
		Total of Project / Treasury	18933	20000	20000	20000	20000	20000

Capital Expenditures According to Program and Projects for the Years 2017 - 2021

Chapter : 0901 Jordan Royal Geographic Center

(In JDs)

Program 1305 Production of Maps and Charts								
Project		004 UN regional center for Space Science and Technology Education for Western Asia						
Fund Source		102001	Capital (Treasury)					
Group	Item	Description	Actual 2017	Estimated 2018	Re-estimated 2018	Estimated 2019	Indicative 2020	Indicative 2021
21		Compensations of Employees						
2111		Salaries, Wages and Allowances						
	501	Salaries						
	004	Bonuses	49999	0	0	0	0	0
		Total of Item	49999	0	0	0	0	0
22		Use of Goods and Services						
2211		Use of Goods and Services						
	510	Buildings and facilities repair and maintenance						
	008	Buildings and facilities maintenance	2300	10000	10000	0	0	0
		Total of Item	2300	10000	10000	0	0	0
	512	Operating and Sustaining Expenditures						
	004	Electricity	39212	0	0	0	0	0
	005	Fuels	17689	0	0	0	0	0
	008	Qualifying and training expenses	1596	10000	10000	0	0	0
	011	Capacity building expenses	4999	33500	33500	0	0	0
	015	Operating systems and software	9527	10000	10000	0	0	0
	035	Technical and administrative support	14870	25000	25000	0	0	0
		Total of Item	87893	78500	78500	0	0	0
28		Other Expenditures						
2822		Other Capital Expenditures						
	504	Studies, Research and Consultations						
	007	Institutional work development studies	0	2500	2500	0	0	0
	036	Various studies	2000	0	0	0	0	0
		Total of Item	2000	2500	2500	0	0	0
31		Non-financial Assets						
3111		Buildings and Constructions						
	508	Works and Constructions						
	013	Buildings construction	658386	390000	390000	0	0	0
		Total of Item	658386	390000	390000	0	0	0
3112		Devices, Machinery and Equipment						
	505	Equipment, Machines and Devices						
	001	Computers and accessories	5000	13000	13000	0	0	0
	055	Technical devices	4811	71000	71000	0	0	0
		Total of Item	9811	84000	84000	0	0	0
3122		Inventories						
	503	Materials and supplies						
	020	Office supplies	4999	5000	5000	0	0	0
		Total of Item	4999	5000	5000	0	0	0
		Total of Project / Treasury	815388	570000	570000	0	0	0

Capital Expenditures According to Program and Projects for the Years 2017 - 2021

Chapter : 0901 Jordan Royal Geographic Center

(In JDs)

Program 1305 Production of Maps and Charts								
Project		006 Arabic Division of Experts in Geographic Names						
Fund Source		102001	Capital (Treasury)					
Group	Item	Description	Actual 2017	Estimated 2018	Re-estimated 2018	Estimated 2019	Indicative 2020	Indicative 2021
22		Use of Goods and Services						
2211		Use of Goods and Services						
	512	Operating and Sustaining Expenditures						
	011	Capacity building expenses	0	15000	15000	20000	20000	20000
	035	Technical and administrative support	0	13500	13500	15000	30000	30000
		Total of Item	0	28500	28500	35000	50000	50000
28		Other Expenditures						
2822		Other Capital Expenditures						
	504	Studies, Research and Consultations						
	007	Institutional work development studies	0	3500	3500	5000	5000	5000
		Total of Item	0	3500	3500	5000	5000	5000
31		Non-financial Assets						
3112		Devices, Machinery and Equipment						
	505	Equipment, Machines and Devices						
	001	Computers and accessories	0	3000	3000	0	0	0
		Total of Item	0	3000	3000	0	0	0
3122		Inventories						
	503	Materials and supplies						
	020	Office supplies	0	0	0	10000	20000	20000
		Total of Item	0	0	0	10000	20000	20000
		Total of Project / Treasury	0	35000	35000	50000	75000	75000
Project		010 Electronic Portal Project						
Fund Source		102001	Capital (Treasury)					
Group	Item	Description	Actual 2017	Estimated 2018	Re-estimated 2018	Estimated 2019	Indicative 2020	Indicative 2021
21		Compensations of Employees						
2111		Salaries, Wages and Allowances						
	501	Salaries						
	004	Bonuses	12000	0	0	0	0	0
		Total of Item	12000	0	0	0	0	0
22		Use of Goods and Services						
2211		Use of Goods and Services						
	512	Operating and Sustaining Expenditures						
	011	Capacity building expenses	0	20000	20000	20000	30000	30000
	015	Operating systems and software	4561	10000	10000	5000	5000	5000
	035	Technical and administrative support	0	10000	10000	15000	20000	20000
		Total of Item	4561	40000	40000	40000	55000	55000
28		Other Expenditures						
2822		Other Capital Expenditures						
	504	Studies, Research and Consultations						
	007	Institutional work development studies	0	5000	5000	0	0	0
	036	Various studies	2613	0	0	5000	5000	5000
		Total of Item	2613	5000	5000	5000	5000	5000
31		Non-financial Assets						
3112		Devices, Machinery and Equipment						
	505	Equipment, Machines and Devices						
	001	Computers and accessories	7000	7000	7000	5000	5000	5000
	055	Technical devices	8000	8000	8000	10000	15000	15000
		Total of Item	15000	15000	15000	15000	20000	20000
		Total of Project / Treasury	34174	60000	60000	60000	80000	80000

Capital Expenditures According to Program and Projects for the Years 2017 - 2021

Chapter : 0901 Jordan Royal Geographic Center

(In JDs)

Program 1305 Production of Maps and Charts								
Project		011 Royal Jordanian Geographic Center College for Surveying Sciences Project						
Fund Source		102001 Capital (Treasury)						
Group	Item	Description	Actual 2017	Estimated 2018	Re-estimated 2018	Estimated 2019	Indicative 2020	Indicative 2021
21		Compensations of Employees						
2111		Salaries, Wages and Allowances						
	501	Salaries						
	004	Bonuses	8000	0	0	0	0	0
		Total of Item	8000	0	0	0	0	0
22		Use of Goods and Services						
2211		Use of Goods and Services						
	512	Operating and Sustaining Expenditures						
	011	Capacity building expenses	0	15000	15000	50000	50000	50000
	015	Operating systems and software	7920	10000	10000	10000	10000	10000
	035	Technical and administrative support	1477	11000	11000	10000	10000	10000
		Total of Item	9397	36000	36000	70000	70000	70000
28		Other Expenditures						
2822		Other Capital Expenditures						
	504	Studies, Research and Consultations						
	007	Institutional work development studies	0	5000	5000	0	0	0
	036	Various studies	2725	0	0	5000	5000	5000
		Total of Item	2725	5000	5000	5000	5000	5000
31		Non-financial Assets						
3112		Devices, Machinery and Equipment						
	505	Equipment, Machines and Devices						
	001	Computers and accessories	4000	6000	6000	5000	5000	5000
	004	Educational devices and equipment	5000	7000	7000	5000	5000	5000
	055	Technical devices	5000	6000	6000	5000	5000	5000
		Total of Item	14000	19000	19000	15000	15000	15000
3122		Inventories						
	503	Materials and supplies						
	020	Office supplies	2085	10000	10000	10000	10000	10000
		Total of Item	2085	10000	10000	10000	10000	10000
		Total of Project / Treasury	36207	70000	70000	100000	100000	100000
		Total of Program	1124137	945000	945000	430000	475000	475000
		Total of Chapter	1124137	945000	945000	430000	475000	475000