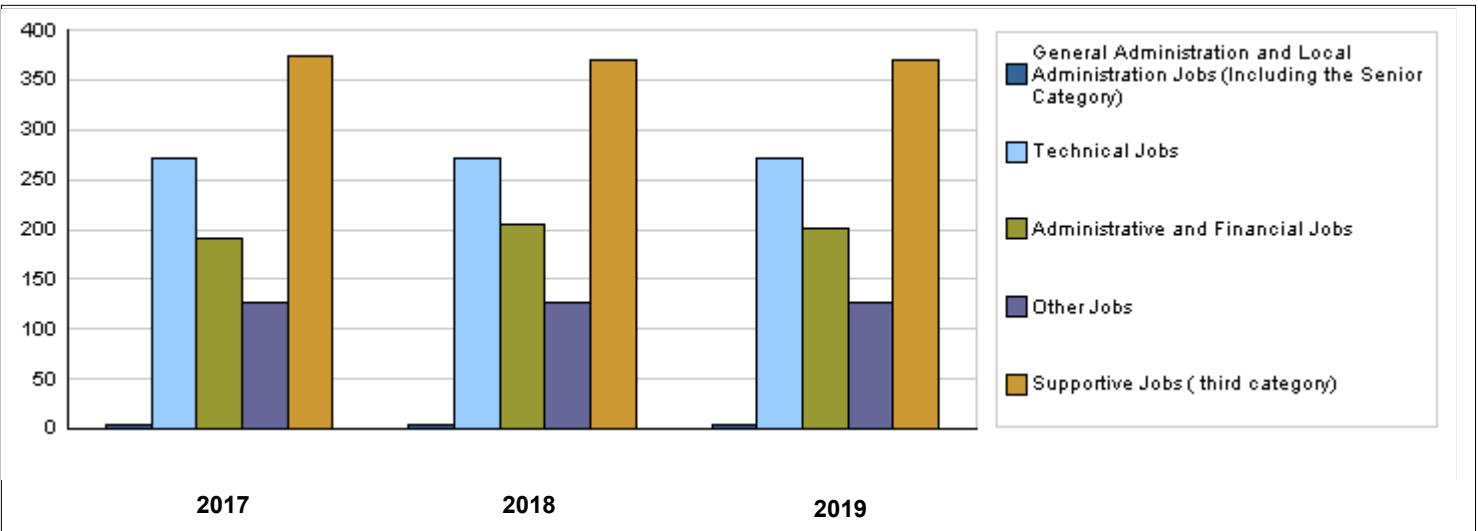


CHAPTER : 0201 Parliament

Number of Staff of the Ministry / Department

Group	Job	2017			2018			Preliminary 2019		
		Male	Female	Total	Male	Female	Total	Male	Female	Total
General Administration and Local Administration Jobs (Including the Senior Category)		4	0	4	3	0	3	3	0	3
Technical Jobs	Assistant Organizer	30	28	58	30	28	58	30	28	58
	Consultant	5	0	5	5	0	5	5	0	5
	Researcher	100	50	150	100	50	150	100	50	150
	Organizer	32	26	58	32	26	58	32	26	58
Administrative and Financial Jobs		130	60	190	140	66	206	135	66	201
Other Jobs		90	36	126	91	36	127	91	36	127
Supportive Jobs (third category)		343	30	373	340	30	370	340	30	370
Total		734	230	964	741	236	977	736	236	972
Total Cost of Salaries		6602326	2068849	8671175	6373965	2030035	8404000	6743638	2162362	8906000



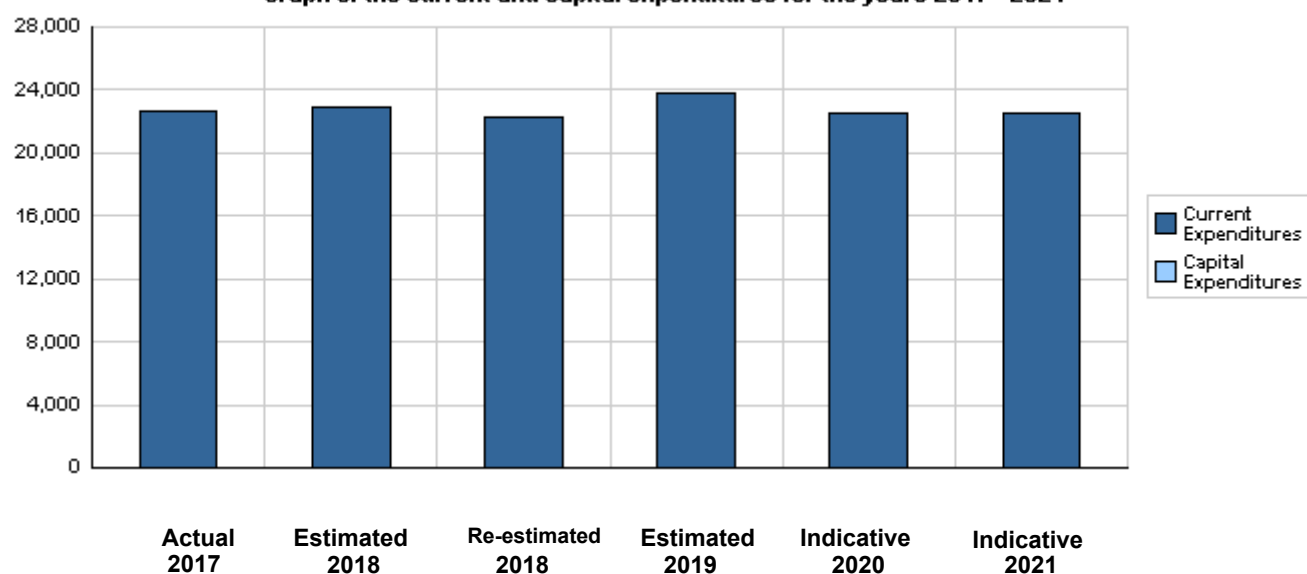
**Overall Summary of Expenditures for Chapter 0201- Parliament
for the Years 2017 - 2021**

(In JDs)

Description		Actual 2017	Estimated 2018	Re-estimated 2018	Estimated 2019	Indicative 2020 2021	
Group	Current Expenditures						
2111	Salaries, Wages and Allowances	15,700,093	15,654,000	15,464,000	15,856,000	15,929,000	16,003,000
2121	Social Security Contributions	1,158,165	1,130,000	1,130,000	1,240,000	855,000	870,000
2211	Use of Goods and Services	4,423,452	4,470,000	4,235,000	4,545,000	4,245,000	4,245,000
2721	Social Aids	26,900	48,000	46,000	46,000	46,000	46,000
2821	Other Current Expenditures	857,467	930,000	930,000	1,030,000	1,030,000	1,030,000
3112	Devices, Machinery and Equipment	507,879	622,000	450,000	1,050,000	450,000	300,000
Total current expenditures		22,673,956	22,854,000	22,255,000	23,767,000	22,555,000	22,494,000
Total capital expenditures		0	0	0	0	0	0
Treasury		0	0	0	0	0	0
Total current and capital expenditures		22,673,956	22,854,000	22,255,000	23,767,000	22,555,000	22,494,000

(Thousands of JDs)

Graph of the current and capital expenditures for the years 2017 - 2021

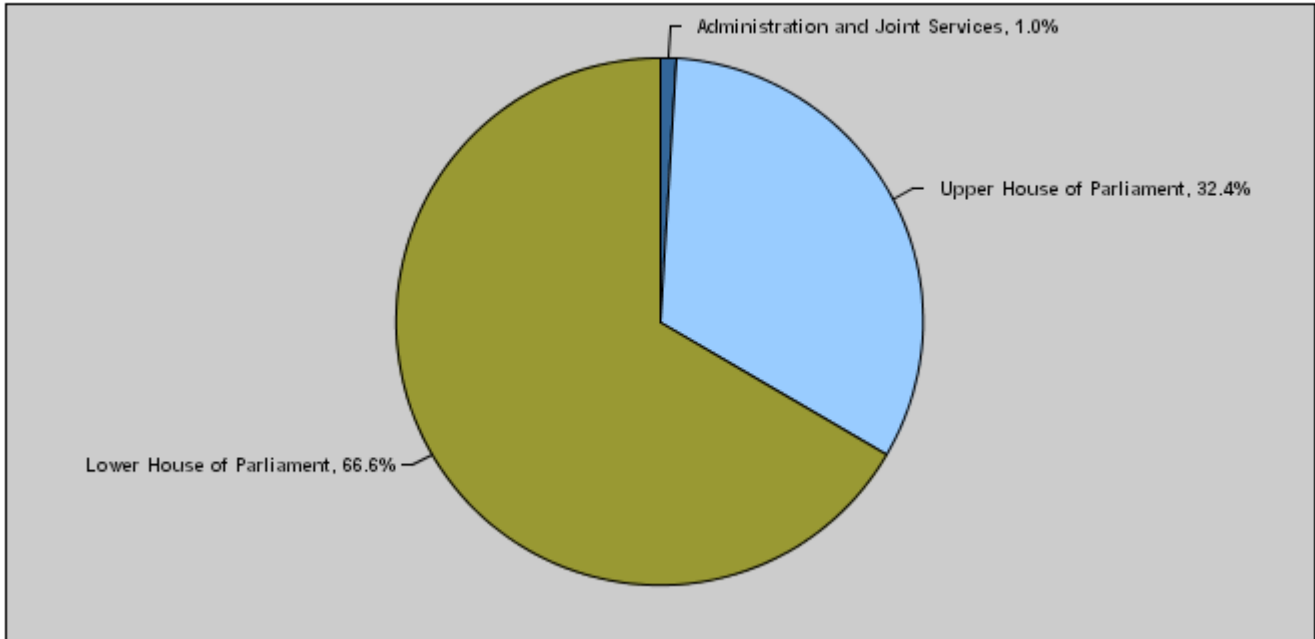


Budget of Chapter 0201 - Parliament
For the Year 2019 Distributed According to Program

(In JDs)

Prog.	Description	Current Expenditures	Capital Expenditures	Total Expenditures
0201	Administration and Joint Services	245,000	0	245,000
0205	Upper House of Parliament	7,697,000	0	7,697,000
0210	Lower House of Parliament	15,825,000	0	15,825,000
	Total	23,767,000	0	23,767,000

Total Expenditures for the Year 2019 Distributed According to Programs



Estimated Allocations for Females distributed according to Programs for the Years 2017 - 2021

Program	2017	2018	2019	2020	2021
0201 Administration and Joint Services	58272	59000	59000	59000	59000
0205 Upper House of Parliament	1836306	1715000	1847000	1759000	1755000
0210 Lower House of Parliament	3547171	3568000	3798000	3595000	3585000
Total	5441749	5342000	5704000	5413000	5399000

Budget of Chapter 0201 - Parliament Distributed According to Program

(In JD's)

0201 Administration and Joint Services Program						
Appropriations of Administration and Joint Services Program as Per Activities and Projects.						
Activities and Projects	Actual 2017	Estimated 2018	Re-estimated 2018	Estimated 2019	Indicative	
					2020	2021
Current Expenditures	242,802	245,000	245,000	245,000	245,000	245,000
601 Administrative and Support Services	242,802	245,000	245,000	245,000	245,000	245,000
Capital Expenditures	0	0	0	0	0	0
Total \ Treasury	0	0	0	0	0	0
Total of Program	242,802	245,000	245,000	245,000	245,000	245,000
0205 Upper House of Parliament Program						
Appropriations of Upper House of Parliament Program as Per Activities and Projects.						
Activities and Projects	Actual 2017	Estimated 2018	Re-estimated 2018	Estimated 2019	Indicative	
					2020	2021
Current Expenditures	7,651,274	7,329,000	7,144,000	7,697,000	7,329,000	7,311,000
601 Upper House Administration	7,651,274	7,329,000	7,144,000	7,697,000	7,329,000	7,311,000
Capital Expenditures	0	0	0	0	0	0
Total \ Treasury	0	0	0	0	0	0
Total of Program	7,651,274	7,329,000	7,144,000	7,697,000	7,329,000	7,311,000
0210 Lower House of Parliament Program						
Appropriations of Lower House of Parliament Program as Per Activities and Projects.						
Activities and Projects	Actual 2017	Estimated 2018	Re-estimated 2018	Estimated 2019	Indicative	
					2020	2021
Current Expenditures	14,779,880	15,280,000	14,866,000	15,825,000	14,981,000	14,938,000
601 Lower House Administration	14,779,880	15,280,000	14,866,000	15,825,000	14,981,000	14,938,000
Capital Expenditures	0	0	0	0	0	0
Total \ Treasury	0	0	0	0	0	0
Total of Program	14,779,880	15,280,000	14,866,000	15,825,000	14,981,000	14,938,000

Chapter : 0201 Parliament

(In JDs)

Current Activities Appropriations According to Program								
Prog.	Activites		Actual	Estimated	Re-estimated	Estimated	Indicative	Indicative
			2017	2018	2018	2019	2020	2021
0201	601	Administrative and Support Services	242802	245000	245000	245000	245000	245000
		Total of Program	242802	245000	245000	245000	245000	245000
0205	601	Upper House Administration	7651274	7329000	7144000	7697000	7329000	7311000
		Total of Program	7651274	7329000	7144000	7697000	7329000	7311000
0210	601	Lower House Administration	14779880	15280000	14866000	15825000	14981000	14938000
		Total of Program	14779880	15280000	14866000	15825000	14981000	14938000
		Total	22673956	22854000	22255000	23767000	22555000	22494000

Overall Summary of Current Expenditures for the Years 2017 - 2021

Chapter : 0201 Parliament

(In JDs)

Group	Item	Description	Actual 2017	Estimated 2018	Re-Estimated 2018	Estimated 2019	Indicative 2020	Indicative 2021
21		Compensations of Employees						
2111		Salaries, Wages and Allowances						
	003	Appropriations for the President of Upper House	42000	42000	42000	42000	42000	42000
	004	Appropriations for Upper House	2685083	2688000	2688000	2688000	2688000	2688000
	005	Appropriations for Speaker of Lower House	42000	42000	42000	42000	42000	42000
	006	Appropriations for Lower House	5418000	5418000	5418000	5418000	5418000	5418000
		Total	8187083	8190000	8190000	8190000	8190000	8190000
21		Compensations of Employees						
2111		Salaries, Wages and Allowances						
	101	Classified Employees	137897	153000	153000	150000	149000	148000
	102	Unclassified Employees	1515947	1575000	1525000	1560000	1560000	1560000
	103	Comprehensive Contract Employees	12999	90000	80000	110000	120000	130000
	105	Personal Cost of Living Allowance	1345828	1359000	1354000	1435000	1460000	1485000
	106	Family Cost of Living Allowance	126438	165000	145000	144000	152000	160000
	110	Overtime Allowance	541171	500000	500000	530000	530000	530000
	111	Additional Allowance	713106	780000	730000	840000	855000	870000
	113	Transportation Allowance	176054	190000	180000	215000	222000	229000
	114	Transport Allowance	109799	140000	130000	137000	141000	146000
	116	Employees' Bonuses	2618771	2275000	2250000	2250000	2250000	2250000
	120	Contract Employees	215000	237000	227000	295000	300000	305000
		Total	7513010	7464000	7274000	7666000	7739000	7813000
2121		Social Security Contributions						
	301	Social Security	1158165	1130000	1130000	1240000	855000	870000
		Total	1158165	1130000	1130000	1240000	855000	870000
22		Use of Goods and Services						
2211		Use of Goods and Services						
	202	Telecommunications Services	154293	182000	180000	240000	240000	240000
	203	Water	27024	40000	35000	57000	57000	57000
	204	Electricity	531918	450000	450000	570000	570000	570000
	205	Fuels	183376	215000	215000	275000	275000	275000
	206	Maintenance of Machines, furniture and accessories	78747	110000	110000	145000	145000	145000
	207	Maintenance of vehicles, equipment and accessories	35313	60000	60000	105000	105000	105000
	208	Repair and maintenance of buildings and accessories	111156	85000	85000	120000	120000	120000
	209	Stationery, Publications and Office Supplies	50243	80000	80000	105000	105000	105000
	210	Substances and raw materials (medicines, clothes, food, films, etc..)	13401	40000	40000	85000	85000	85000
	211	Cleaning services and supplies including cleaning contracts	241775	320000	320000	350000	350000	350000
	212	Insurance	15407	50000	50000	55000	55000	55000
	213	Official Travel Missions	1513080	1525000	1300000	1200000	1100000	1100000
	214	Goods and services expenses	1467719	1313000	1310000	1238000	1038000	1038000
		Total	4423452	4470000	4235000	4545000	4245000	4245000
27		Social Benefits						
2721		Social Aids						
	319	Social Aids	26900	48000	46000	46000	46000	46000
		Total	26900	48000	46000	46000	46000	46000

Overall Summary of Current Expenditures for the Years 2017 - 2021

Chapter : 0201 Parliament

(In JDs)

Group	Item	Description	Actual 2017	Estimated 2018	Re-Estimated 2018	Estimated 2019	Indicative 2020	Indicative 2021
28		Other Expenditures						
2821		Other Miscellaneous Expenditures						
	302	Contributions	198126	200000	200000	200000	200000	200000
	303	Scientific scholarships and training courses	9798	60000	60000	60000	60000	60000
	305	Non-Employees' Bonuses	649543	670000	670000	770000	770000	770000
		Total	857467	930000	930000	1030000	1030000	1030000
31		Non-financial Assets						
3112		Fixed Assets						
	402	Devices, Machinery and Equipment	507879	622000	450000	1050000	450000	300000
		Total	507879	622000	450000	1050000	450000	300000
Total of Chapter			22673956	22854000	22255000	23767000	22555000	22494000

Current Expenditures according to Program for the Years 2017 - 2021

Chapter 0201 Parliament

(In JDs)

Program: 0201		Administration and Joint Services						
Activity : 601		Administrative and Support Services						
Group	Item	Description	Actual 2017	Estimated 2018	Re-Estimated 2018	Estimated 2019	Indicative 2020	Indicative 2021
22		Use of Goods and Services						
2211		Use of Goods and Services						
	206	Maintenance of Machines, furniture and accessories	10000	20000	20000	20000	20000	20000
	214	Goods and services expenses	34676	25000	25000	25000	25000	25000
	121	Administrative expenses	0	0	0	25000	25000	25000
		Total	44676	45000	45000	45000	45000	45000
28		Other Expenditures						
2821		Other Current Expenditures						
	302	Contributions	198126	200000	200000	200000	200000	200000
	001	Arab Parliaments Secretaries General Association	11927	12000	12000	12000	12000	12000
	002	Arab Parliamentary Union	23200	25000	25000	25000	25000	25000
	003	International Parliamentary Association	15000	15000	15000	15000	15000	15000
	004	Euro-Arab Cooperation	5000	5000	5000	5000	5000	5000
	005	Parliamentary Women Forum	5000	5000	5000	5000	5000	5000
	006	Islamic Parliamentary Union/Iran	25000	25000	25000	25000	25000	25000
	007	Africa and Arab World Parliamentary Forum for Population and Development	5000	5000	5000	5000	5000	5000
	008	Mediterranean Parliamentary Assembly	10000	10000	10000	10000	10000	10000
	009	Association of Sheikhs and Shura Councils and similar Councils in Africa and Arab World	27999	28000	28000	28000	28000	28000
	010	Arab Transitional Parliament	63000	63000	63000	63000	63000	63000
	026	Parliamentary Association for Union for the Mediterranean	7000	7000	7000	7000	7000	7000
		Total	198126	200000	200000	200000	200000	200000
		Total of Activity	242802	245000	245000	245000	245000	245000
		Total of Program	242802	245000	245000	245000	245000	245000

Current Expenditures according to Program for the Years 2017 - 2021

Chapter 0201 Parliament

(In JDs)

Program: 0205		Upper House of Parliament						
Activity : 601		Upper House Administration						
Group	Item	Description	Actual 2017	Estimated 2018	Re-Estimated 2018	Estimated 2019	Indicative 2020	Indicative 2021
21		Compensations of Employees						
2111		Salaries, Wages and Allowances						
	003	Appropriations for the President of Upper House	42000	42000	42000	42000	42000	42000
	004	Appropriations for Upper House	2685083	2688000	2688000	2688000	2688000	2688000
	101	Classified Employees	61000	60000	60000	60000	60000	60000
	102	Unclassified Employees	590000	650000	600000	620000	620000	620000
	103	Comprehensive Contract Employees	0	50000	40000	60000	65000	70000
	105	Personal Cost of Living Allowance	450849	459000	454000	465000	470000	475000
	106	Family Cost of Living Allowance	46478	75000	55000	50000	55000	60000
	110	Overtime Allowance	195400	180000	180000	180000	180000	180000
	111	Additional Allowance	268397	330000	280000	340000	345000	350000
	113	Transportation Allowance	70299	90000	80000	90000	95000	100000
	114	Transport Allowance	34800	60000	50000	37000	39000	41000
	116	Employees' Bonuses	935171	850000	850000	850000	850000	850000
	120	Contract Employees	20000	40000	30000	85000	85000	85000
		Total	5399477	5574000	5409000	5567000	5594000	5621000
2121		Social Security Contributions						
	301	Social Security	286240	280000	280000	290000	295000	300000
		Total	286240	280000	280000	290000	295000	300000
22		Use of Goods and Services						
2211		Use of Goods and Services						
	202	Telecommunications Services	39422	42000	40000	40000	40000	40000
	203	Water	16709	20000	15000	17000	17000	17000
	204	Electricity	247170	210000	210000	220000	220000	220000
	205	Fuels	85000	95000	95000	95000	95000	95000
	001	Heating	40000	45000	45000	45000	45000	45000
	002	Saloon vehicles	45000	50000	50000	50000	50000	50000
	206	Maintenance of Machines, furniture and accessories	29929	30000	30000	45000	45000	45000
	207	Maintenance of vehicles, equipment and accessories	17602	20000	20000	25000	25000	25000
	208	Repair and maintenance of buildings and accessories	89180	30000	30000	40000	40000	40000
	209	Stationery, Publications and Office Supplies	3283	20000	20000	25000	25000	25000
	210	Substances and raw materials (medicines, clothes, food, films, etc..)	7510	20000	20000	25000	25000	25000
	211	Cleaning services and supplies including cleaning contracts	118777	150000	150000	150000	150000	150000
	212	Insurance	9069	10000	10000	15000	15000	15000
	213	Official Travel Missions	385378	300000	300000	300000	300000	300000
	214	Goods and services expenses	328851	278000	275000	203000	203000	203000
	121	Administrative expenses	0	0	0	203000	203000	203000
		Total	1387880	1225000	1215000	1200000	1200000	1200000
27		Social Benefits						
2721		Social Aids						
	319	Social Aids	0	12000	10000	10000	10000	10000
		Total	0	12000	10000	10000	10000	10000
28		Other Expenditures						
2821		Other Current Expenditures						
	303	Scientific scholarships and training courses	9798	10000	10000	10000	10000	10000
	305	Non-Employees' Bonuses	80000	70000	70000	70000	70000	70000
		Total	89798	80000	80000	80000	80000	80000
31		Non-financial Assets						
3112		Devices, Machinery and Equipment						
	402	Devices, Machinery and Equipment	487879	158000	150000	550000	150000	100000
		Total	487879	158000	150000	550000	150000	100000
		Total of Activity	7651274	7329000	7144000	7697000	7329000	7311000
		Total of Program	7651274	7329000	7144000	7697000	7329000	7311000

Current Expenditures according to Program for the Years 2017 - 2021

Chapter 0201 Parliament

(In JDs)

Program: 0210		Lower House of Parliament						
Activity : 601		Lower House Administration						
Group	Item	Description	Actual 2017	Estimated 2018	Re-Estimated 2018	Estimated 2019	Indicative 2020	Indicative 2021
21		Compensations of Employees						
2111		Salaries, Wages and Allowances						
	005	Appropriations for Speaker of Lower House	42000	42000	42000	42000	42000	42000
	006	Appropriations for Lower House	5418000	5418000	5418000	5418000	5418000	5418000
	101	Classified Employees	76897	93000	93000	90000	89000	88000
	102	Unclassified Employees	925947	925000	925000	940000	940000	940000
	103	Comprehensive Contract Employees	12999	40000	40000	50000	55000	60000
	105	Personal Cost of Living Allowance	894979	900000	900000	970000	990000	1010000
	106	Family Cost of Living Allowance	79960	90000	90000	94000	97000	100000
	110	Overtime Allowance	345771	320000	320000	350000	350000	350000
	111	Additional Allowance	444709	450000	450000	500000	510000	520000
	113	Transportation Allowance	105755	100000	100000	125000	127000	129000
	114	Transport Allowance	74999	80000	80000	100000	102000	105000
	116	Employees' Bonuses	1683600	1425000	1400000	1400000	1400000	1400000
	120	Contract Employees	195000	197000	197000	210000	215000	220000
		Total	10300616	10080000	10055000	10289000	10335000	10382000
2121		Social Security Contributions						
	301	Social Security	871925	850000	850000	950000	560000	570000
		Total	871925	850000	850000	950000	560000	570000
22		Use of Goods and Services						
2211		Use of Goods and Services						
	202	Telecommunications Services	114871	140000	140000	200000	200000	200000
	203	Water	10315	20000	20000	40000	40000	40000
	204	Electricity	284748	240000	240000	350000	350000	350000
	205	Fuels	98376	120000	120000	180000	180000	180000
		001 Heating	49955	60000	60000	90000	90000	90000
		002 Saloon vehicles	48421	60000	60000	90000	90000	90000
	206	Maintenance of Machines, furniture and accessories	38818	60000	60000	80000	80000	80000
	207	Maintenance of vehicles, equipment and accessories	17711	40000	40000	80000	80000	80000
	208	Repair and maintenance of buildings and accessories	21976	55000	55000	80000	80000	80000
	209	Stationery, Publications and Office Supplies	36960	60000	60000	80000	80000	80000
	210	Substances and raw materials (medicines, clothes, food, films, etc..)	5891	20000	20000	60000	60000	60000
	211	Cleaning services and supplies including cleaning contracts	122998	170000	170000	200000	200000	200000
	212	Insurance	6338	40000	40000	40000	40000	40000
	213	Official Travel Missions	1127702	1225000	1000000	900000	800000	800000
	214	Goods and services expenses	1104192	1010000	1010000	1010000	810000	810000
		121 Administrative expenses	0	0	0	1010000	810000	810000
		Total	2990896	3200000	2975000	3300000	3000000	3000000
27		Social Benefits						
2721		Social Aids						
	319	Social Aids	26900	36000	36000	36000	36000	36000
		Total	26900	36000	36000	36000	36000	36000
28		Other Expenditures						
2821		Other Current Expenditures						
	303	Scientific scholarships and training courses	0	50000	50000	50000	50000	50000
	305	Non-Employees' Bonuses	569543	600000	600000	700000	700000	700000
		Total	569543	650000	650000	750000	750000	750000
31		Non-financial Assets						
3112		Devices, Machinery and Equipment						
	402	Devices, Machinery and Equipment	20000	464000	300000	500000	300000	200000
		Total	20000	464000	300000	500000	300000	200000
		Total of Activity	14779880	15280000	14866000	15825000	14981000	14938000
		Total of Program	14779880	15280000	14866000	15825000	14981000	14938000
		Total of Chapter	22673956	22854000	22255000	23767000	22555000	22494000