

## Chapter : 1602 Ministry of Industry and Trade/Companies Control Department

- Creation:** Companies Control Department was established as per the provisions of companies law no. (22) for 1997 and its amendments which was one of the directorates affiliated to the Ministry of Industry and Trade whereas a special regulation was issued known as the administrative organization regulation for Companies Control department no. (44) for 2003.
- Vision :** We look forward to be a distinguished department in providing companies registration services and implementing effective control tools to ensure the activation of companies governance principles and providing secure and developing investment environment.
- Mission:** Providing and controlling companies registration services as per financial and legal control system to preserve the rights of service recipients through working in team spirit and applying comprehensive quality methods to develop the national economy.

### Tasks of the Ministry / Department:

- \_ Register different kinds of companies inside the Hashemite Kingdom of Jordan.
- \_ Apply corporate rational governance standards as per applicable international standards regarding transparency and share shareholders rights and action mechanisms of boards of directors.
- \_ Legal, financial and administrative control on the existing companies to protect and take care of registered companies in the Kingdom.
- \_ Provide appropriate investment environment which attracts the national and foreign capital through updating the laws and legislations related to companies.
- \_ Provide supportive and guidance role for stumbling companies and conduct legal and financial studies related to investment and correct the situations of violating companies.

### Ministry/Department Contribution to the National Objectives:

- \_ Participate in developing the national economy through the deepening of investment concept.
- \_ Participate in the managerial reform of the public sector.

### Major Issues and Challenges which face the Ministry / Department:

- \_ Weak awareness of registration applicants of registration procedures and statutory entitlements despite of introductory bulletins on the department's electronic web site.
- \_ Difficulty in following up some registered companies as there is no clear and known title due to having no legislation that obliges them to identify a permanent and known site and this reflects negatively on the department's control role on such companies.
- \_ Lack of necessary resources to cover some policies and activities of the department.
- \_ Inability to attract qualified staffs due to low salaries despite the increasing burdens of the department in light of new companies law.

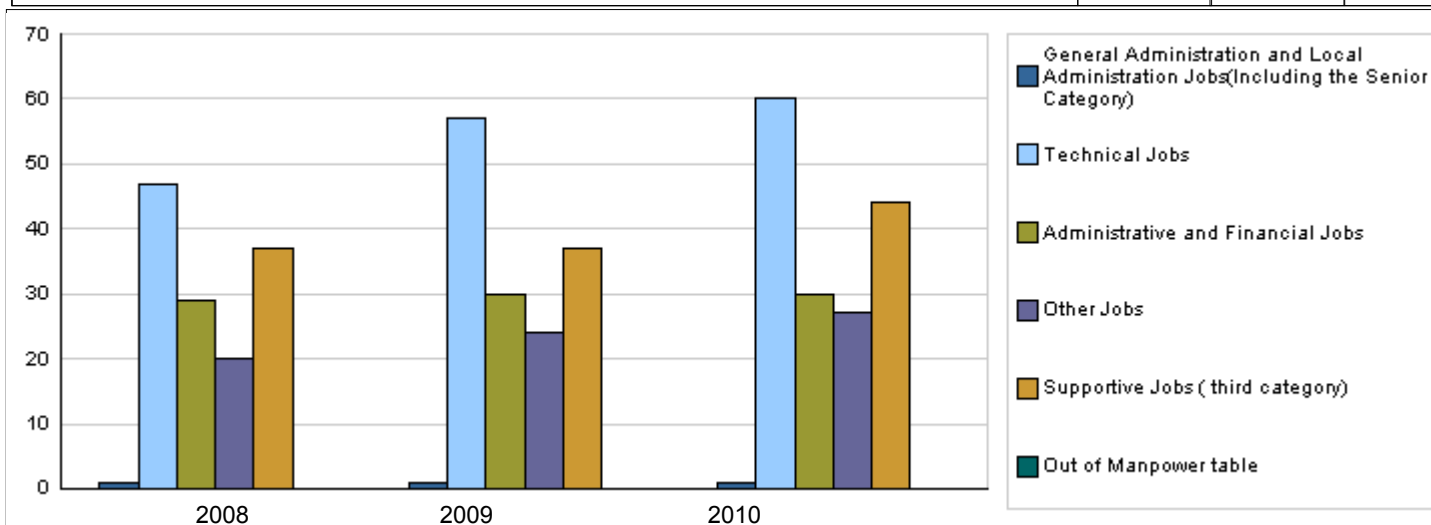
# Chapter : 1602 Ministry of Industry and Trade/Companies Control Department

## Strategic Objectives and Performance Indicators of the Ministry / Department

Strategic Objective	Performance Indicator	base year	Value	Actual Value	Target Value	Primary Self Evaluation	Target Value		
				2008	2009	2009	2010	2011	2012
1 - Contributing to protecting the national economy through deepening the concept of investment	1 Size of registered capitals /1million (annually).	2005	848	832	1121	500	916	961	1016
2 - Developing human resources performance	2 Satisfaction degree of the Ministry's clients.	2006	84.6%	84%	86%	87%	88%	90%	91%

## Number of Staff of the Ministry / Department

Group	Job	Actual 2008	Primary 2009	Estimated 2010
General Administration and Local Administration J	Companies controller	1	1	1
Technical Jobs	Technical jobs (auditor, accountant)	47	57	60
Administrative and Financial Jobs	Administrative and financial jobs	29	30	30
Other Jobs	Other jobs	20	24	27
Supportive Jobs ( third category)	Supportive jobs(messenger, driver)	37	37	44
Total		134	149	162
Out of Manpower table	Out of manpower table	0	0	0
Overall Total		134	149	162
Number of male staff		91	98	107
Number of female staff		43	51	55



## Key Information of the Ministry / Department

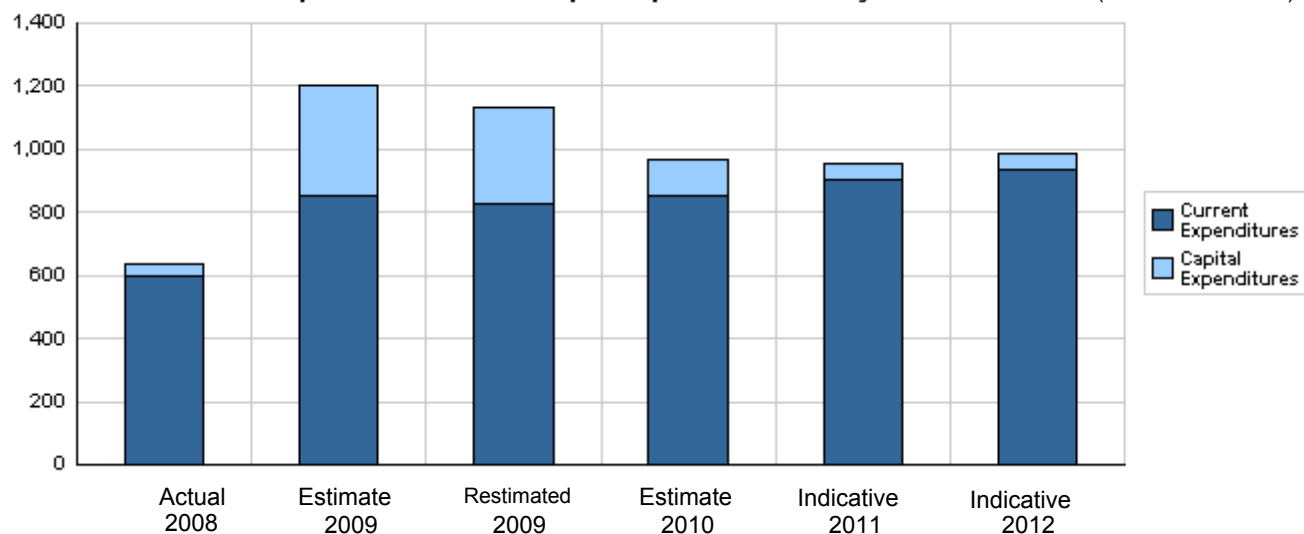
No.	Description	2006	2007	2008	2009	2010
1	Number of registered companies.	7670	8635	8064	9310	9775
2	Volume of registered capitals ( million JDs)	848	1104	832	1121	916
3	Department's revenues ( in thousand JDs).	14134	14958	11952	14623	15000

**Overall Summary of Expenditures for Chapter 1602- Ministry of Industry and  
Trade/Companies Control Department  
for the years 2008 - 2012**

( JDs )

Description		Actual 2008	Estimate 2009	Re_Estimate 2009	Estimate 2010	Indicative 2011                      2012	
Group	Current Expenditures						
2111	Salaries, Wages and allowances	496,121	673,000	664,500	670,000	710,000	731,000
2121	Social Security Contributions	26,873	45,500	45,500	51,000	54,000	56,000
2211	Use of Goods and Services	71,431	127,500	112,000	125,000	132,000	143,000
2821	Other current expenses	1,305	8,000	8,000	6,000	7,000	8,000
Total current expenditures		595,730	854,000	830,000	852,000	903,000	938,000
Capital Expenditures							
2211	Use of Goods and Services	25,651	270,000	240,000	91,000	50,000	50,000
3111	Buildings and Constructions	0	0	0	0	0	0
3112	Machinery and Equipment	16,636	70,000	50,000	27,000	0	0
3113	Other Fixed Assets	0	10,000	10,000	0	0	0
Total capital expenditures		42,287	350,000	300,000	118,000	50,000	50,000
Treasury		42,287	350,000	300,000	118,000	50,000	50,000
Total current and capital expenditures		638,017	1,204,000	1,130,000	970,000	953,000	988,000

**Graph of the current and capital expenditures for the years 2008 - 2012** ( Thousands of JDs )

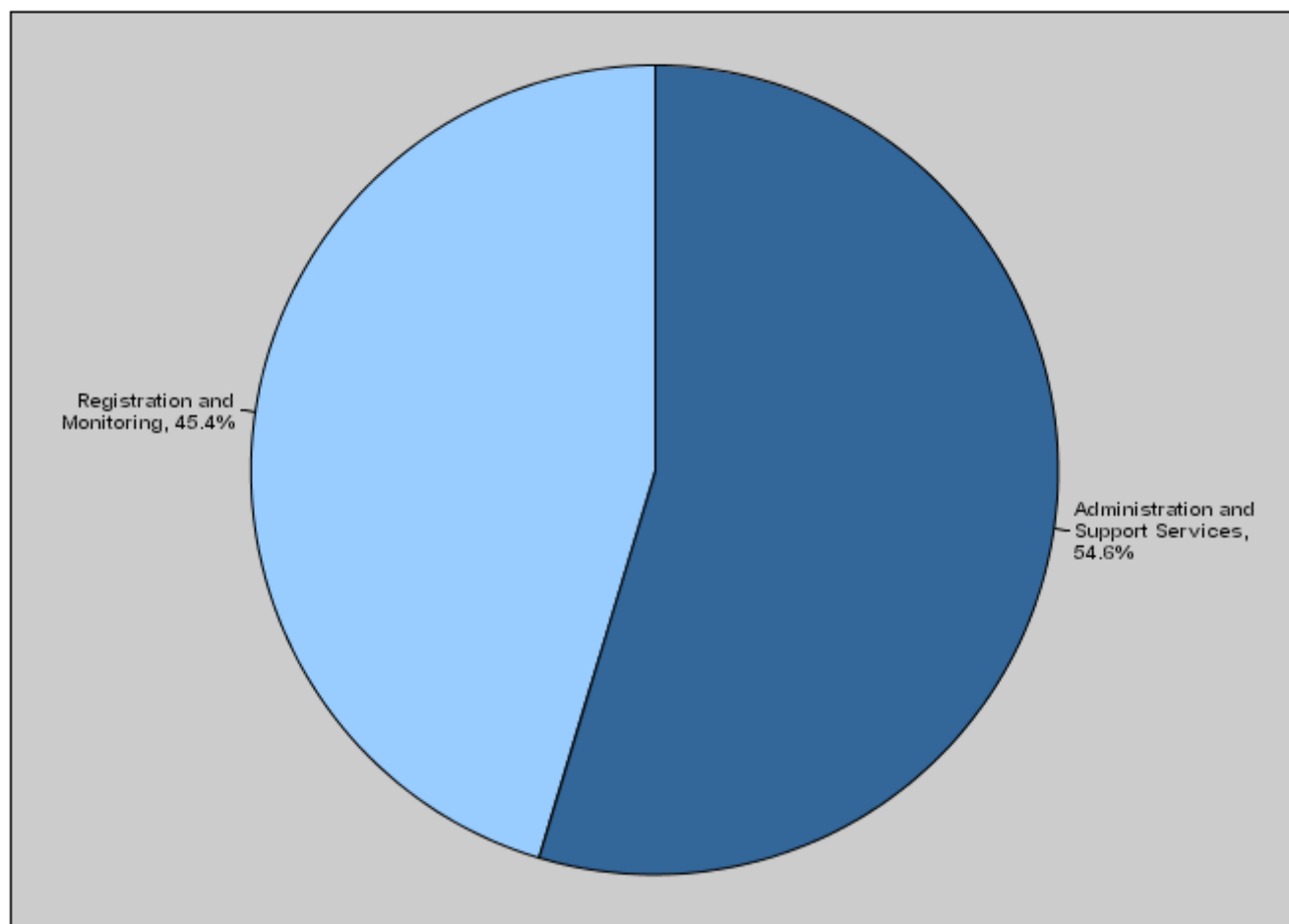


Budget of Chapter 1602 - Ministry of Industry and Trade/Companies Control Department  
For the Year 2010 Distributed According to Program

(In JD's )

Prog.	Description	Current Expenditures	Capital Expenditures	Total Expenditures
2901	Administration and Support Services	486,500	43,000	529,500
2905	Registration and Monitoring	365,500	75,000	440,500
Total		852,000	118,000	970,000

**Total Expenditures for the year 2010 Distributed According to Program**



Budget Chapter 1602 - Ministry of Industry and Trade/Companies Control Department Distributed According to the Program

2901	Administration and Support Services Program
<u>Objective of the program :</u> <p>Develop the level of human resources such as training, authorization, empowerment, job placement and to spread and apply the concept of knowledge economy and to prepare e-software that could assist the department to fulfill its tasks optimally and as quickly as possible and reach distinguished levels of job satisfactory degrees and satisfactory of service recipients as well.</p>	
<u>The strategic objective related to the program :</u> <p>Develop the performance of human resources.</p>	
<u>Directorates associated with the program :</u> <p>1- General Administration directorate ( human resources, supplies, movement).  2- Financial affairs.  3- Computer directorate.  4- Controller officer.  5- Knowledge directorate.  6- Internal control unit.</p>	
<u>Services provided by the program :</u> <p>Provide the financial and administrative support for all the department's programs and projects.</p>	
<u>Staff working in the program :</u> <p>The program is implemented through a functional staff in 2009 estimated with ( 65 ) staff, including ( 43 ) males and ( 22 ) females .</p>	

Performance Measurement Indicators for program										
Performance Measurement Indicator			Base Year	Value	Actual value	Target Value	First Self Evaluation	Target		
					2008	2009	2009	2010	2011	2012
1	Time needed to complete the transaction/ minute.		2006	45	35	30	40	25	25	25
Appropriations OF Administration and Support Services Program as Per Activities and Projects. ( In JDs )										
Activities and Projects		Actual	Estimate	Re_Estimate	Estimate	Indicative				
		2008	2009	2009	2010	2011	2012			
Current Expenditures		390,801	482,600	458,600	486,500	515,500	535,500			
2111	Salaries, Wages and allowances	304,122	332,600	324,100	333,000	353,000	360,500			
2121	Social Security Contributions	13,943	18,500	18,500	25,500	27,000	28,000			
2211	Use of Goods and Services	71,431	127,500	112,000	125,000	132,000	143,000			
2821	Other current expenses	1,305	4,000	4,000	3,000	3,500	4,000			
Capital Expenditures		16,636	290,000	240,000	43,000	0	0			
001	Administration Project	16,636	90,000	70,000	33,000	0	0			
002	Maintenance and qualification of the	0	200,000	170,000	10,000	0	0			
Program / Treasury		16,636	290,000	240,000	43,000	0	0			
Total Program		407,437	772,600	698,600	529,500	515,500	535,500			

Budget Chapter 1602 - Ministry of Industry and Trade/Companies Control Department Distributed According to the Program

2905	Registration and Monitoring Program									
<u>Objective of the program :</u>										
Achieve a distinguished level in companies registration and control as per international means and standards.										
<u>The strategic objective related to the program :</u>										
Participate in developing the national economy through deepening the concept of investment.										
<u>Directorates associated with the program :</u>										
1- Registration directorate.										
2- Financial control directorate.										
3- Legal affairs directorate.										
4- Auditing directorate.										
5- Knowledge directorate.										
<u>Services provided by the program :</u>										
This program works on developing registration services and post-registration services through:-										
- Document and confine work procedures and realize distinguished levels of service recipient satisfactory.										
- Develop guidance and electronic direction processes.										
- Enhance pre and post control mechanisms and save the stumbling projects.										
- Develop legislations to enhance partnership with the private sector.										
- Protect the rights of shareholders, partners and righolders.										
<u>Staff working in the program :</u>										
The program is implemented through a functional staff in 2009 estimated with ( 84 ) staff, including ( 55 ) males and ( 29 ) females .										
Performance Measurement Indicators for program										
Performance Measurement Indicator				Base Year	Value	Actual value	Target Value	First Self Evaluation	Target	
						2008	2009	2009	2010	2011 2012
1	Number of registered companies/(annually).			2005	7670	8064	9310	7320	9775	10263 10763
2	Number of companies violating the law.			2005	300	150	100	165	70	30 25
Appropriations OF Registration and Monitoring Program as Per Activities and Projects. ( In JDs										
Activities and Projects		Actual 2008	Estimate 2009	Re_Estimate 2009	Estimate 2010	Indicative 2011		2012		
Current Expenditures		204,929	371,400	371,400	365,500	387,500		402,500		
2111	Salaries, Wages and allowances	191,999	340,400	340,400	337,000	357,000		370,500		
2121	Social Security Contributions	12,930	27,000	27,000	25,500	27,000		28,000		
2821	Other current expenses	0	4,000	4,000	3,000	3,500		4,000		
Capital Expenditures		25,651	60,000	60,000	75,000	50,000		50,000		
001	Registration and Monitoring Program	25,651	60,000	60,000	75,000	50,000		50,000		
Program / Treasury		25,651	60,000	60,000	75,000	50,000		50,000		
Total Program		230,580	431,400	431,400	440,500	437,500		452,500		